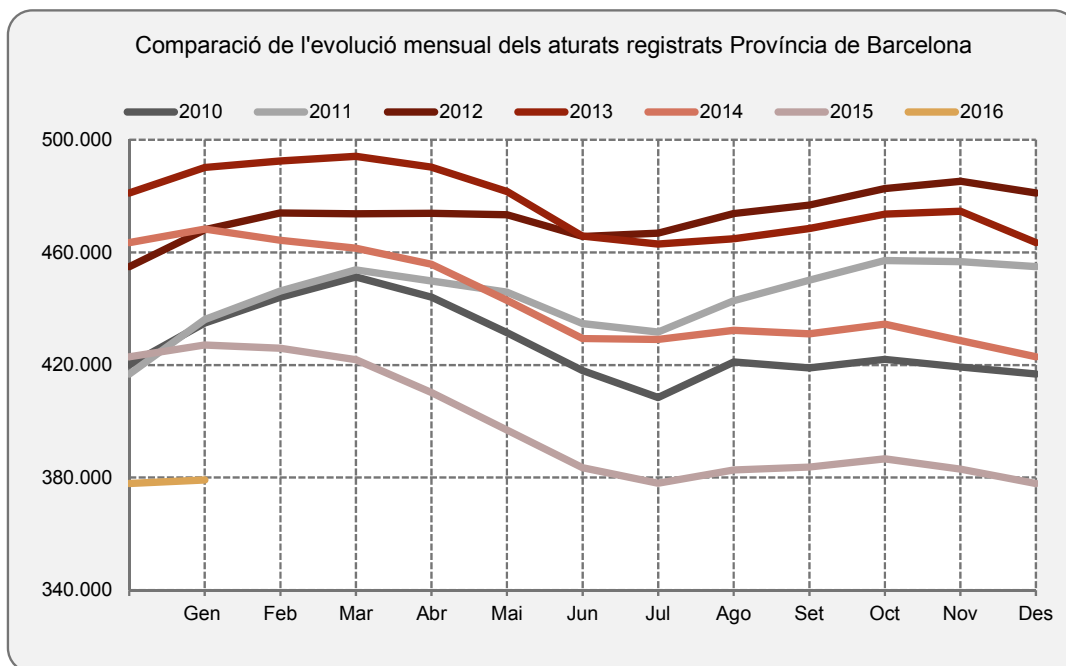




## INFORME MENSUAL ATUR REGISTRAT MUNICIPIS I COMARQUES PROVÍNCIA DE BARCELONA, GENER 2016

El mes de gener del 2015 tanca amb **379.152<sup>1</sup>** demandants d'ocupació considerats desocupats inscrits a les oficines del Servei Públic d'Ocupació a la província de Barcelona. Aquesta xifra és un **0,3% superior (1.255)** a la de demandants del mes anterior, i **11,2% inferior (-47.965)** a la de demandants del mateix mes de l'any anterior.

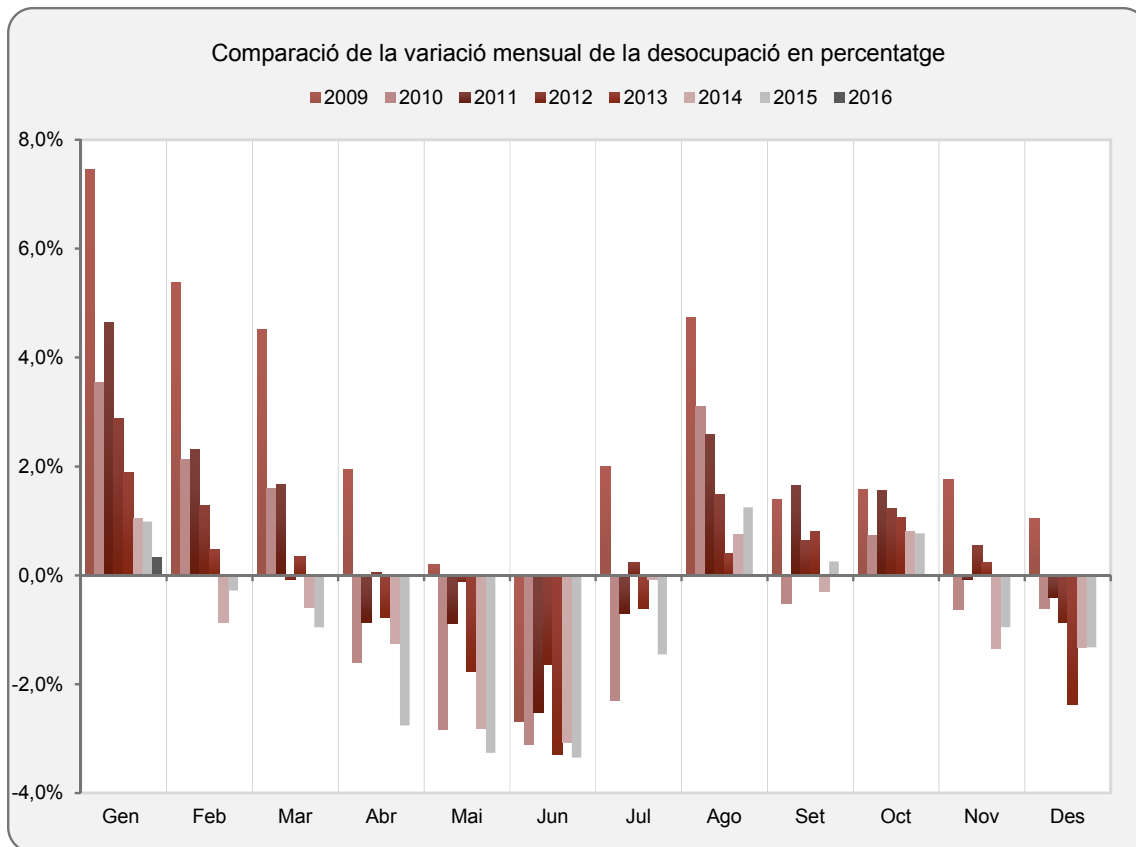
- Tot i l'augment habitual de l'atur registrat després de la campanya de nadal, aquest és el mes de gener que menys han augmentat els aturats en els darrers anys.
- Per sectors, l'atur baixa a la indústria (-0,6%) i la construcció (-1,4%), i augmenta al sector serveis (0,9%), especialment en el comerç al detall i els serveis de menjar i begudes



| Demarcació | Nombre d'aturats<br>Gener 2015 | Variacions   |      |            |        |
|------------|--------------------------------|--------------|------|------------|--------|
|            |                                | MES ANTERIOR |      | INTERANUAL |        |
|            |                                | Absoluts     | %    | Absoluts   | %      |
| BARCELONA  | 379.152                        | 1.255        | 0,33 | -47.965    | -11,23 |
| GIRONA     | 50.039                         | 449          | 0,91 | -5.864     | -10,49 |
| LLEIDA     | 26.557                         | 179          | 0,68 | -3.130     | -10,54 |
| TARRAGONA  | 62.332                         | 529          | 0,86 | -7.730     | -11,03 |
| CATALUNYA  | 518.080                        | 2.412        | 0,47 | -64.689    | -11,10 |
| ESPANYA    | 4.150.755                      | 57.247       | 1,40 | -374.936   | -8,28  |

<sup>1</sup> \* Taxa d'atur registrat del 14,6% inferida a partir de la taxa d'atur registrat del IVT de 2015 del Departament d'Empresa i Ocupació.

| Rànquing<br>Província<br><br>(% mes anterior) | Nombre<br>d'aturats<br><br>Gener 2015 | Variacions   |       |            |        |
|---|---------------------------------------|--------------|-------|------------|--------|
|   |                                       | MES ANTERIOR |       | INTERANUAL |        |
|   |                                       | Absoluts     | %     | Absoluts   | %      |
| HUELVA  | 57.566                                | -3.106       | -5,12 | -5.708     | -9,02  |
| ALMERIA                                       | 68.556                                | -770         | -1,11 | -8.052     | -10,51 |
| ILLES BALEARS                                 | 74.973                                | -811         | -1,07 | -8.093     | -9,74  |
| PALMAS LAS                                    | 129.628                               | -1.042       | -0,80 | -8.209     | -5,96  |
| PALENCIA                                      | 12.619                                | -91          | -0,72 | -1.612     | -11,33 |
| STA. CRUZ DE TENERIFE                         | 116.356                               | -503         | -0,43 | -5.550     | -4,55  |
| VALLADOLID                                    | 42.504                                | -53          | -0,12 | -4.994     | -10,51 |
| CADIZ   | 184.774                               | 505          | 0,27  | -8.414     | -4,36  |
| BARCELONA                                     | 379.152                               | 1.255        | 0,33  | -47.965    | -11,23 |
| ZAMORA  | 16.671                                | 72           | 0,43  | -1.542     | -8,47  |
| LEON  | 40.959                                | 250          | 0,61  | -3.610     | -8,10  |
| AVILA   | 15.983                                | 101          | 0,64  | -1.438     | -8,25  |
| LLEIDA  | 26.557                                | 179          | 0,68  | -3.130     | -10,54 |
| MALAGA  | 183.079                               | 1.378        | 0,76  | -14.037    | -7,12  |
| SORIA   | 5.364                                 | 41           | 0,77  | -692       | -11,43 |
| TARRAGONA                                     | 62.332                                | 529          | 0,86  | -7.730     | -11,03 |
| GIRONA  | 50.039                                | 449          | 0,91  | -5.864     | -10,49 |
| SALAMANCA                                     | 31.188                                | 287          | 0,93  | -2.777     | -8,18  |
| ALACANT                                       | 186.133                               | 1.714        | 0,93  | -19.096    | -9,30  |
| SEGOVIA                                       | 10.401                                | 101          | 0,98  | -1.563     | -13,06 |
| REGION DE MURCIA                              | 129.459                               | 1.385        | 1,08  | -15.400    | -10,63 |
| LA RIOJA                                      | 22.119                                | 298          | 1,37  | -3.310     | -13,02 |
| GRANADA                                       | 97.578                                | 1.345        | 1,40  | -3.805     | -3,75  |
| TOLEDO  | 80.785                                | 1.273        | 1,60  | -5.705     | -6,60  |
| VALENCIA                                      | 232.484                               | 3.947        | 1,73  | -24.342    | -9,48  |
| COM. DE MADRID                                | 460.330                               | 7.978        | 1,76  | -45.707    | -9,03  |
| SEVILLA                                       | 239.716                               | 4.403        | 1,87  | -8.747     | -3,52  |
| BURGOS  | 27.225                                | 510          | 1,91  | -3.727     | -12,04 |
| ZARAGOZA                                      | 70.327                                | 1.366        | 1,98  | -8.609     | -10,91 |
| CACERES                                       | 46.689                                | 946          | 2,07  | -2.595     | -5,27  |
| CORDOBA                                       | 86.076                                | 1.924        | 2,29  | -6.140     | -6,66  |
| CORUÑA A                                      | 92.081                                | 2.161        | 2,40  | -9.523     | -9,37  |
| CIUDAD REAL                                   | 61.798                                | 1.456        | 2,41  | -4.047     | -6,15  |
| CASTELLO                                      | 50.304                                | 1.270        | 2,59  | -6.374     | -11,25 |
| CUENCA  | 17.761                                | 476          | 2,75  | -1.301     | -6,83  |
| ALBACETE                                      | 44.972                                | 1.228        | 2,81  | -3.840     | -7,87  |
| BIZKAIA                                       | 86.732                                | 2.441        | 2,90  | -9.915     | -10,26 |
| BADAJOS                                       | 86.831                                | 2.579        | 3,06  | -3.774     | -4,17  |
| GIPUZKOA                                      | 42.611                                | 1.276        | 3,09  | -4.943     | -10,39 |
| PRINCIPADO DE ASTURIAS                        | 93.202                                | 2.827        | 3,13  | -6.312     | -6,34  |
| HUESCA  | 12.306                                | 379          | 3,18  | -1.861     | -13,14 |
| OURENSE                                       | 26.154                                | 924          | 3,66  | -1.961     | -6,97  |
| LUGO  | 23.540                                | 844          | 3,72  | -2.197     | -8,54  |
| TERUEL  | 8.712                                 | 316          | 3,76  | -1.479     | -14,51 |
| CANTABRIA                                     | 51.350                                | 1.888        | 3,82  | -406       | -0,78  |
| PONTEVEDRA                                    | 94.672                                | 3.710        | 4,08  | -8.874     | -8,57  |
| ARABA/ALAVA                                   | 25.449                                | 1.058        | 4,34  | -2.515     | -8,99  |
| GUADALAJARA                                   | 19.867                                | 853          | 4,49  | -2.190     | -9,93  |
| COM. FORAL DE NAVARRA                         | 45.113                                | 1.970        | 4,57  | -4.315     | -8,73  |
| JAEN  | 54.883                                | 3.575        | 6,97  | -10.585    | -16,17 |
| TOTAL   | 4.150.755                             | 57.247       | 1,40  | -374.936   | -8,28  |

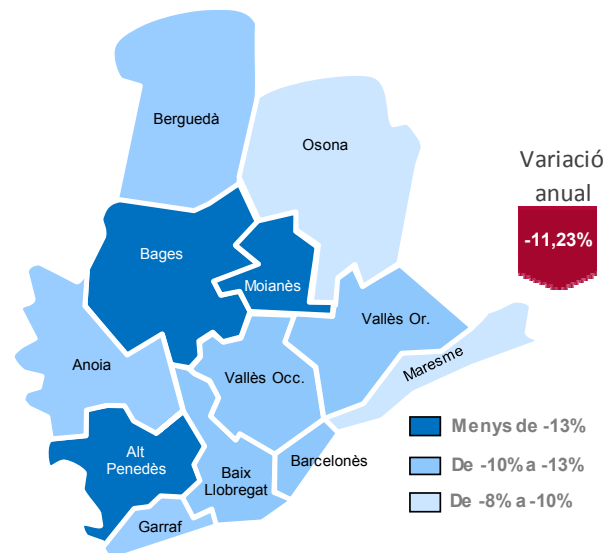
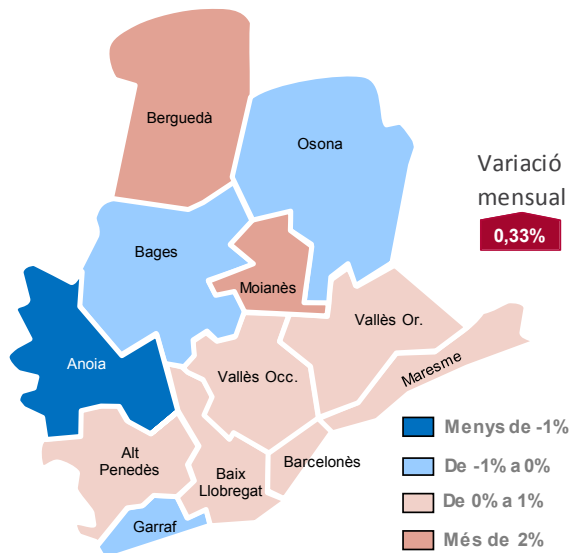


|                          | Atur Gener<br>2015 | Variacions   |             |                |               |
|--------------------------|--------------------|--------------|-------------|----------------|---------------|
|                          |                    | MES ANTERIOR |             | INTERANUAL     |               |
|                          |                    | Absoluts     | %           | Absoluts       | %             |
| <b>Sexe</b>              |                    |              |             |                |               |
| Homes                    | 176.866            | 336          | 0,19        | -29.857        | -14,44        |
| Dones                    | 202.286            | 919          | 0,46        | -18.108        | -8,22         |
| <b>Menors de 25 anys</b> |                    |              |             |                |               |
| Homes                    | 12.621             | 381          | 3,11        | -2.270         | -15,24        |
| Dones                    | 10.409             | 313          | 3,10        | -1.521         | -12,75        |
| Total                    | 23.030             | 694          | 3,11        | -3.791         | -14,13        |
| <b>De 25 i més anys</b>  |                    |              |             |                |               |
| Homes                    | 164.245            | -45          | -0,03       | -27.587        | -14,38        |
| Dones                    | 191.877            | 606          | 0,32        | -16.587        | -7,96         |
| Total                    | 356.122            | 561          | 0,16        | -44.174        | -11,04        |
| <b>Sectors</b>           |                    |              |             |                |               |
| Agricultura              | 4.507              | -134         | -2,89       | -567           | -11,17        |
| Indústria                | 51.828             | -305         | -0,59       | -9.480         | -15,46        |
| Construcció              | 38.645             | -542         | -1,38       | -9.291         | -19,38        |
| Serveis                  | 261.545            | 2.427        | 0,94        | -26.628        | -9,24         |
| Sense ocup. ant.         | 22.627             | -191         | -0,84       | -1.999         | -8,12         |
| <b>Total Província</b>   | <b>379.152</b>     | <b>1.255</b> | <b>0,33</b> | <b>-47.965</b> | <b>-11,23</b> |

| COMARQUES*           | Nombre d'aturats<br>Gener 2015 | Variacions   |              |                |                | Taxa d'atur registrat <sup>1</sup><br>Gener 2015 |
|----------------------|--------------------------------|--------------|--------------|----------------|----------------|--|
|                      |                                | MES ANTERIOR |              | INTERANUAL     |                |  |
|                      |                                | Absoluts     | %            | Absoluts       | %              |  |
| Alt Penedès          | 7.384                          | 7            | 0,09%        | -1.132         | -13,29%        | 15,09%   |
| Anoia                | 9.877                          | -156         | -1,55%       | -1.132         | -10,28%        | 18,55%   |
| Bages                | 12.068                         | -3           | -0,02%       | -2.027         | -14,38%        | 15,33%   |
| Baix Llobregat       | 55.696                         | 370          | 0,67%        | -7.091         | -11,29%        | 14,74%   |
| Barcelonès           | 141.323                        | 822          | 0,59%        | -17.300        | -10,91%        | 13,27%   |
| Berguedà             | 2.485                          | 57           | 2,35%        | -322           | -11,47%        | 14,45%   |
| Garraf               | 10.915                         | -95          | -0,86%       | -1.464         | -11,83%        | 17,52%   |
| Maresme              | 32.950                         | 162          | 0,49%        | -3.547         | -9,72%         | 16,85%   |
| Moianès              | 623                            | 16           | 2,64%        | -107           | -14,66%        | 11,11%   |
| Osona                | 10.278                         | -56          | -0,54%       | -1.137         | -9,96%         | 13,71%   |
| Vallès Occidental    | 66.628                         | 99           | 0,15%        | -8.676         | -11,52%        | 15,70%   |
| Vallès Oriental      | 28.795                         | 35           | 0,12%        | -4.035         | -12,29%        | 15,53%   |
| <b>Total general</b> | <b>379.152</b>                 | <b>1.255</b> | <b>0,33%</b> | <b>-47.965</b> | <b>-11,23%</b> | <b>14,64%</b>                                    |

1. Interfida a partir de la Taxa d'atur registral del IIIT 2015 del Departament d'Empresa i Ocupació.

\* S'exclouen els municipis que no pertanyen a la província de Barcelona



| MUNICIPIS*<br>(ordre alfabètic) | Comarca*          | Nombre<br>d'aturats<br>Gener 2015 | Variacions   |         |            |          | Taxa d'atur<br>regirat <sup>1</sup><br>Gener 2015 |
|---------------------------------|-------------------|-----------------------------------|--------------|---------|------------|----------|---|
|                                 |                   |                                   | MES ANTERIOR |         | INTERANUAL |          |   |
|                                 |                   |                                   | Absoluts     | %       | Absoluts   | %        |   |
| Abrera                          | Baix Llobregat    | 771                               | -24          | -3,02%  | -127       | -14,14%  | 14,31%  |
| Aguilar de Segarra              | Bages             | 7                                 | -1           | -12,50% | -3         | -30,00%  | 7,14%   |
| Aiguafreda                      | Vallès Oriental   | 136                               | -6           | -4,23%  | -33        | -19,53%  | 13,00%  |
| Alella                          | Maresme           | 362                               | -1           | -0,28%  | -52        | -12,56%  | 8,97%   |
| Alpens                          | Osona             | 13                                | -1           | -7,14%  | -1         | -7,14%   | 12,87%  |
| Ametlla del Vallès (L')         | Vallès Oriental   | 354                               | -14          | -3,80%  | -60        | -14,49%  | 9,85%   |
| Arenys de Mar                   | Maresme           | 951                               | 12           | 1,28%   | -136       | -12,51%  | 15,02%  |
| Arenys de Munt                  | Maresme           | 593                               | 13           | 2,24%   | -33        | -5,27%   | 15,49%  |
| Argençola                       | Anoia             | 14                                | 3            | 27,27%  | 4          | 40,00%   | 20,59%  |
| Argentona                       | Maresme           | 759                               | 31           | 4,26%   | -52        | -6,41%   | 13,97%  |
| Artés                           | Bages             | 324                               | -20          | -5,81%  | -75        | -18,80%  | 12,44%  |
| Avià                            | Berguedà          | 102                               | 11           | 12,09%  | -9         | -8,11%   | 9,69%   |
| Avinyó                          | Bages             | 90                                | -1           | -1,10%  | -21        | -18,92%  | 8,55%   |
| Avinyonet del Penedès           | Alt Penedès       | 93                                | 4            | 4,49%   | -4         | -4,12%   | 12,83%  |
| Badalona                        | Barcelonès        | 18.168                            | -12          | -0,07%  | -2.420     | -11,75%  | 17,26%  |
| Badia del Vallès                | Vallès Occidental | 1.486                             | 35           | 2,41%   | -137       | -8,44%   | 23,92%  |
| Bagà                            | Berguedà          | 127                               | -5           | -3,79%  | -34        | -21,12%  | 14,37%  |
| Balenya                         | Osona             | 304                               | -1           | -0,33%  | -56        | -15,56%  | 15,33%  |
| Balsareny                       | Bages             | 196                               | 8            | 4,26%   | -48        | -19,67%  | 13,39%  |
| Barberà del Vallès              | Vallès Occidental | 2.434                             | -10          | -0,41%  | -366       | -13,07%  | 15,47%  |
| Barcelona                       | Barcelonès        | 89.877                            | 479          | 0,54%   | -10.717    | -10,65%  | 11,83%  |
| Begues                          | Baix Llobregat    | 285                               | -14          | -4,68%  | -34        | -10,66%  | 9,96%   |
| Bellprat                        | Anoia             | 0                                 | 0            | 0,00%   | -2         | -100,00% | nd  |
| Berga                           | Berguedà          | 1.212                             | 8            | 0,66%   | -126       | -9,42%   | 16,45%  |
| Bigues i Riells                 | Vallès Oriental   | 584                               | -13          | -2,18%  | -70        | -10,70%  | 15,15%  |
| Borredà                         | Berguedà          | 23                                | 2            | 9,52%   | -7         | -23,33%  | 10,22%  |
| Bruc (El)                       | Anoia             | 100                               | -12          | -10,71% | -9         | -8,26%   | 11,93%  |
| Brull (El)                      | Osona             | 4                                 | -2           | -33,33% | -3         | -42,86%  | 4,26%   |
| Cabanyes (Les)                  | Alt Penedès       | 39                                | 4            | 11,43%  | -4         | -9,30%   | 9,97%   |
| Cabrera d'Anoia                 | Anoia             | 156                               | 2            | 1,30%   | 10         | 6,85%    | 31,71%  |
| Cabrera de Mar                  | Maresme           | 180                               | 10           | 5,88%   | 1          | 0,56%    | 8,81%   |
| Cabrils                         | Maresme           | 277                               | -16          | -5,46%  | -50        | -15,29%  | 9,08%   |
| Calaf                           | Anoia             | 293                               | -16          | -5,18%  | -31        | -9,57%   | 17,68%  |
| Calders                         | Moianès           | 45                                | -5           | -10,00% | -17        | -27,42%  | 10,90%  |
| Caldes de Montbui               | Vallès Oriental   | 1.030                             | -8           | -0,77%  | -202       | -16,40%  | 13,11%  |
| Caldes d'Estrac                 | Maresme           | 169                               | -3           | -1,74%  | -20        | -10,58%  | 15,38%  |
| Calella                         | Maresme           | 1.491                             | -9           | -0,60%  | -123       | -7,62%   | 20,06%  |
| Calldetenes                     | Osona             | 116                               | 8            | 7,41%   | -18        | -13,43%  | 9,54%   |
| Callús                          | Bages             | 129                               | -5           | -3,73%  | -29        | -18,35%  | 15,19%  |
| Calonge de Segarra              | Anoia             | 3                                 | -1           | -25,00% | -5         | -62,50%  | 2,97%   |
| Campins                         | Vallès Oriental   | 28                                | 4            | 16,67%  | -5         | -15,15%  | 11,02%  |
| Canet de Mar                    | Maresme           | 985                               | -30          | -2,96%  | -150       | -13,22%  | 16,61%  |
| Canovelles                      | Vallès Oriental   | 1.629                             | -21          | -1,27%  | -247       | -13,17%  | 21,88%  |
| Cànoves i Samalús               | Vallès Oriental   | 190                               | -7           | -3,55%  | -25        | -11,63%  | 15,90%  |
| Canyelles                       | Garraf            | 335                               | -3           | -0,89%  | -43        | -11,38%  | 18,64%  |
| Capellades                      | Anoia             | 382                               | -23          | -5,68%  | -35        | -8,39%   | 15,18%  |
| Capolat                         | Berguedà          | 1                                 | 1            | 0,00%   | -2         | -66,67%  | nd  |
| Cardedeu                        | Vallès Oriental   | 1.074                             | -20          | -1,83%  | -146       | -11,97%  | 13,03%  |
| Cardona                         | Bages             | 268                               | -3           | -1,11%  | -31        | -10,37%  | 13,11%  |
| Carme                           | Anoia             | 58                                | 0            | 0,00%   | 2          | 3,57%    | 16,34%  |
| Casserres                       | Berguedà          | 71                                | -2           | -2,74%  | -22        | -23,66%  | 10,11%  |
| Castell de l'Areny              | Berguedà          | 1                                 | 0            | 0,00%   | -1         | -50,00%  | 4,76%   |
| Castellar de n'Hug              | Berguedà          | 8                                 | 2            | 33,33%  | 1          | 14,29%   | 16,33%  |
| Castellar del Riu               | Berguedà          | 2                                 | 0            | 0,00%   | -2         | -50,00%  | 4,55%   |
| Castellar del Vallès            | Vallès Occidental | 1.440                             | -27          | -1,84%  | -293       | -16,91%  | 13,19%  |
| Castellbell i el Vilar          | Bages             | 278                               | 21           | 8,17%   | -13        | -4,47%   | 18,27%  |
| Castellbisbal                   | Vallès Occidental | 769                               | -4           | -0,52%  | -126       | -14,08%  | 13,37%  |
| Castellcir                      | Moianès           | 39                                | 3            | 8,33%   | -2         | -4,88%   | 13,68%  |
| Castelldefels                   | Baix Llobregat    | 3.813                             | 24           | 0,63%   | -524       | -12,08%  | 13,75%  |
| Castellet i la Gornal           | Alt Penedès       | 164                               | -2           | -1,20%  | -2         | -1,20%   | 19,48%  |
| Castellfollit de Riubregós      | Anoia             | 7                                 | -1           | -12,50% | -3         | -30,00%  | 9,21%   |
| Castellfollit del Boix          | Bages             | 16                                | -2           | -11,11% | -1         | -5,88%   | 9,94%   |
| Castellgalí                     | Bages             | 117                               | -10          | -7,87%  | -55        | -31,98%  | 15,23%  |
| Castellnou de Bages             | Bages             | 55                                | -5           | -8,33%  | -8         | -12,70%  | 11,41%  |

| MUNICIPIS*<br>(ordre alfabètic) | Comarca*            | Nombre<br>d'aturats<br>Gener 2015 | Variacions   |         |            |         | Taxa d'atur<br>regirat <sup>1</sup><br>Gener 2015 |
|---------------------------------|---------------------|-----------------------------------|--------------|---------|------------|---------|---|
|                                 |                     |                                   | MES ANTERIOR |         | INTERANUAL |         |   |
|                                 |                     |                                   | Absoluts     | %       | Absoluts   | %       |   |
| Castellolí                      | Anoia               | 18                                | 0            | 0,00%   | 1          | 5,88%   | 7,38%   |
| Castellterçol                   | Moianès             | 109                               | 15           | 15,96%  | -10        | -8,40%  | 11,17%  |
| Castellví de la Marca           | Alt Penedès         | 86                                | 7            | 8,86%   | -29        | -25,22% | 12,03%  |
| Castellví de Rosanes            | Baix Llobregat      | 91                                | 4            | 4,60%   | -16        | -14,95% | 12,05%  |
| Centelles                       | Osona               | 499                               | 6            | 1,22%   | -27        | -5,13%  | 14,33%  |
| Cercs                           | Berguedà            | 72                                | 4            | 5,88%   | -8         | -10,00% | 15,48%  |
| Cerdanyola del Vallès           | Vallès Occidental   | 3.540                             | -36          | -1,01%  | -600       | -14,49% | 12,61%  |
| Cervelló                        | Baix Llobregat      | 503                               | 8            | 1,62%   | -101       | -16,72% | 12,15%  |
| Collbató                        | Baix Llobregat      | 210                               | -5           | -2,33%  | 2          | 0,96%   | 12,02%  |
| Collsuspina                     | Moianès             | 12                                | 1            | 9,09%   | -7         | -36,84% | 8,05%   |
| Copons                          | Anoia               | 16                                | 0            | 0,00%   | -1         | -5,88%  | 13,11%  |
| Corbera de Llobregat            | Baix Llobregat      | 705                               | -16          | -2,22%  | -96        | -11,99% | 10,96%  |
| Cornellà de Llobregat           | Baix Llobregat      | 6.483                             | 34           | 0,53%   | -623       | -8,77%  | 15,65%  |
| Cubelles                        | Garraf              | 1.049                             | -23          | -2,15%  | -152       | -12,66% | 18,19%  |
| Dosrius                         | Maresme             | 368                               | 18           | 5,14%   | -16        | -4,17%  | 16,14%  |
| Esparreguera                    | Baix Llobregat      | 1.755                             | -47          | -2,61%  | -202       | -10,32% | 17,85%  |
| Esplugues de Llobregat          | Baix Llobregat      | 2.860                             | 69           | 2,47%   | -281       | -8,95%  | 12,93%  |
| Espunyola (L')                  | Berguedà            | 9                                 | -6           | -40,00% | -6         | -40,00% | 8,41%   |
| Estany (L')                     | Moianès             | 12                                | -2           | -14,29% | -6         | -33,33% | 7,95%   |
| Figaró-Montmany                 | Vallès Oriental     | 70                                | 3            | 4,48%   | -42        | -37,50% | 15,52%  |
| Fígols                          | Berguedà            | 0                                 | 0            | 0,00%   | 0          | 0,00%   | nd  |
| Fogars de la Selva              | Comarca de la Selva | 130                               | -3           | -2,26%  | 5          | 4,00%   | 23,81%  |
| Fogars de Montclús              | Vallès Oriental     | 23                                | 1            | 4,55%   | 1          | 4,55%   | 13,22%  |
| Folgueroles                     | Osona               | 71                                | 1            | 1,43%   | -10        | -12,35% | 6,87%   |
| Fonollosa                       | Bages               | 77                                | 1            | 1,32%   | -11        | -12,50% | 11,76%  |
| Font-rubí                       | Alt Penedès         | 75                                | -4           | -5,06%  | -14        | -15,73% | 12,58%  |
| Franqueses del Vallès (Les)     | Vallès Oriental     | 1.422                             | -10          | -0,70%  | -168       | -10,57% | 16,34%  |
| Gaià                            | Bages               | 10                                | 0            | 0,00%   | -1         | -9,09%  | 14,08%  |
| Gallifa                         | Vallès Occidental   | 9                                 | 1            | 12,50%  | -2         | -18,18% | 13,04%  |
| Garriga (La)                    | Vallès Oriental     | 832                               | 0            | 0,00%   | -159       | -16,04% | 11,65%  |
| Gavà                            | Baix Llobregat      | 3.108                             | 34           | 1,11%   | -490       | -13,62% | 14,81%  |
| Gelida                          | Alt Penedès         | 499                               | 5            | 1,01%   | -37        | -6,90%  | 15,92%  |
| Gironella                       | Berguedà            | 299                               | 14           | 4,91%   | -42        | -12,32% | 13,55%  |
| Gisclareny                      | Berguedà            | 0                                 | 1            | 0,00%   | 1          | 0,00%   | nd  |
| Granada (La)                    | Alt Penedès         | 143                               | 5            | 3,62%   | -2         | -1,38%  | 14,77%  |
| Granera                         | Moianès             | 2                                 | 0            | 0,00%   | 0          | 0,00%   | 13,33%  |
| Granollers                      | Vallès Oriental     | 4.890                             | 123          | 2,58%   | -535       | -9,86%  | 16,61%  |
| Gualba                          | Vallès Oriental     | 66                                | -6           | -8,33%  | -11        | -14,29% | 13,39%  |
| Guardiola de Berguedà           | Berguedà            | 68                                | 0            | 0,00%   | -5         | -6,85%  | 17,71%  |
| Gurb                            | Osona               | 71                                | 4            | 5,97%   | -9         | -11,25% | 5,56%   |
| Hospitalet de Llobregat (L')    | Barcelonès          | 19.233                            | 288          | 1,52%   | -2.471     | -11,38% | 15,36%  |
| Hostalets de Pierola (Els)      | Anoia               | 218                               | -2           | -0,91%  | 6          | 2,83%   | 19,33%  |
| Igualada                        | Anoia               | 3.132                             | -9           | -0,29%  | -311       | -9,03%  | 17,09%  |
| Jorba                           | Anoia               | 36                                | -6           | -14,29% | -14        | -28,00% | 10,06%  |
| Llacuna (La)                    | Anoia               | 49                                | -2           | -3,92%  | -1         | -2,00%  | 12,86%  |
| Llagosta (La)                   | Vallès Oriental     | 1.146                             | 2            | 0,17%   | -111       | -8,83%  | 18,22%  |
| Lliçà d'Amunt                   | Vallès Oriental     | 977                               | 12           | 1,24%   | -141       | -12,61% | 14,83%  |
| Lliçà de Vall                   | Vallès Oriental     | 373                               | -23          | -5,81%  | -73        | -16,37% | 11,84%  |
| Llinars del Vallès              | Vallès Oriental     | 674                               | 4            | 0,60%   | -96        | -12,47% | 15,11%  |
| Lluçà                           | Osona               | 11                                | 2            | 22,22%  | 1          | 10,00%  | 8,33%   |
| Malgrat de Mar                  | Maresme             | 1.493                             | -3           | -0,20%  | -148       | -9,02%  | 20,37%  |
| Malla                           | Osona               | 5                                 | -1           | -16,67% | 0          | 0,00%   | 4,27%   |
| Manlleu                         | Osona               | 1.849                             | -58          | -3,04%  | -219       | -10,59% | 19,62%  |
| Manresa                         | Bages               | 5.927                             | 5            | 0,08%   | -761       | -11,38% | 17,39%  |
| Marganell                       | Bages               | 27                                | 5            | 22,73%  | 7          | 35,00%  | 26,21%  |
| Martorell                       | Baix Llobregat      | 2.298                             | -53          | -2,25%  | -288       | -11,14% | 18,63%  |
| Martorelles                     | Vallès Oriental     | 369                               | -4           | -1,07%  | -62        | -14,39% | 16,07%  |
| Masies de Roda (Les)            | Osona               | 36                                | 3            | 9,09%   | -4         | -10,00% | 10,32%  |
| Masies de Voltregà (Les)        | Osona               | 171                               | -10          | -5,52%  | -29        | -14,50% | 11,51%  |
| Masnou (El)                     | Maresme             | 1.279                             | 25           | 1,99%   | -161       | -11,18% | 11,61%  |
| Masquefa                        | Anoia               | 676                               | -12          | -1,74%  | -57        | -7,78%  | 18,41%  |
| Matadepera                      | Vallès Occidental   | 235                               | -3           | -1,26%  | 4          | 1,73%   | 6,42%   |
| Mataró                          | Maresme             | 11.911                            | 125          | 1,06%   | -1.474     | -11,01% | 19,88%  |
| Mediona                         | Alt Penedès         | 165                               | 0            | 0,00%   | -19        | -10,33% | 21,35%  |

| MUNICIPIS*<br>(ordre alfabètic) | Comarca*          | Nombre<br>d'aturats<br>Gener 2015 | Variacions   |         |            |         | Taxa d'atur<br>regirat <sup>1</sup><br>Gener 2015 |
|---------------------------------|-------------------|-----------------------------------|--------------|---------|------------|---------|---|
|                                 |                   |                                   | MES ANTERIOR |         | INTERANUAL |         |   |
|                                 |                   |                                   | Absoluts     | %       | Absoluts   | %       |   |
| Moià                            | Moianès           | 297                               | 7            | 2,41%   | -55        | -15,63% | 11,43%  |
| Molins de Rei                   | Baix Llobregat    | 1.350                             | 0            | 0,00%   | -257       | -15,99% | 11,57%  |
| Mollet del Vallès               | Vallès Oriental   | 4.459                             | -41          | -0,91%  | -670       | -13,06% | 17,73%  |
| Monistrol de Calders            | Moianès           | 45                                | 0            | 0,00%   | -4         | -8,16%  | 14,56%  |
| Monistrol de Montserrat         | Bages             | 188                               | -6           | -3,09%  | -45        | -19,31% | 14,62%  |
| Montcada i Reixac               | Vallès Occidental | 2.758                             | 22           | 0,80%   | -321       | -10,43% | 16,89%  |
| Montclar                        | Berguedà          | 1                                 | 0            | 0,00%   | -1         | -50,00% | 2,17%   |
| Montesquiu                      | Osona             | 60                                | 7            | 13,21%  | 5          | 9,09%   | 15,00%  |
| Montgat                         | Maresme           | 665                               | 6            | 0,91%   | -103       | -13,41% | 12,84%  |
| Montmajor                       | Berguedà          | 13                                | -1           | -7,14%  | -6         | -31,58% | 5,63%   |
| Montmaneu                       | Anoia             | 3                                 | 1            | 50,00%  | 0          | 0,00%   | 6,82%   |
| Montmeló                        | Vallès Oriental   | 637                               | -2           | -0,31%  | -97        | -13,22% | 15,06%  |
| Montornès del Vallès            | Vallès Oriental   | 1.444                             | 12           | 0,84%   | -260       | -15,26% | 18,82%  |
| Montseny                        | Vallès Oriental   | 10                                | 0            | 0,00%   | -1         | -9,09%  | 4,24%   |
| Muntanyola                      | Osona             | 36                                | 0            | 0,00%   | -6         | -14,29% | 14,23%  |
| Mura                            | Bages             | 11                                | 0            | 0,00%   | -1         | -8,33%  | 16,18%  |
| Navarclés                       | Bages             | 369                               | -5           | -1,34%  | -83        | -18,36% | 13,16%  |
| Navàs                           | Bages             | 416                               | 10           | 2,46%   | -90        | -17,79% | 14,52%  |
| Nou de Berguedà (La)            | Berguedà          | 10                                | -1           | -9,09%  | 2          | 25,00%  | 20,00%  |
| Òdena                           | Anoia             | 276                               | -6           | -2,13%  | -74        | -21,14% | 17,24%  |
| Olèrdola                        | Alt Penedès       | 225                               | 12           | 5,63%   | -40        | -15,09% | 14,25%  |
| Olesa de Bonesvalls             | Alt Penedès       | 109                               | 4            | 3,81%   | -12        | -9,92%  | 15,62%  |
| Olesa de Montserrat             | Baix Llobregat    | 1.862                             | 1            | 0,05%   | -203       | -9,83%  | 17,77%  |
| Olivella                        | Garraf            | 252                               | 11           | 4,56%   | -33        | -11,58% | 19,03%  |
| Olost                           | Osona             | 62                                | -4           | -6,06%  | -10        | -13,89% | 10,84%  |
| Olvan                           | Berguedà          | 55                                | -3           | -5,17%  | -8         | -12,70% | 16,32%  |
| Orís                            | Osona             | 11                                | 2            | 22,22%  | 1          | 10,00%  | 8,27%   |
| Orià                            | Osona             | 17                                | -1           | -5,56%  | -3         | -15,00% | 6,51%   |
| Orpí                            | Anoia             | 7                                 | 1            | 16,67%  | 1          | 16,67%  | 15,22%  |
| Òrrius                          | Maresme           | 30                                | 0            | 0,00%   | -10        | -25,00% | 11,07%  |
| Pacs del Penedès                | Alt Penedès       | 56                                | -2           | -3,45%  | -2         | -3,45%  | 13,30%  |
| Palafolls                       | Maresme           | 709                               | 13           | 1,87%   | -54        | -7,08%  | 18,32%  |
| Palau-solità i Plegamans        | Vallès Occidental | 899                               | -15          | -1,64%  | -165       | -15,51% | 13,19%  |
| Pallejà                         | Baix Llobregat    | 649                               | -20          | -2,99%  | -98        | -13,12% | 12,75%  |
| Palma de Cervelló (La)          | Baix Llobregat    | 181                               | 3            | 1,69%   | -35        | -16,20% | 12,94%  |
| Papiol (El)                     | Baix Llobregat    | 255                               | 1            | 0,39%   | -31        | -10,84% | 13,50%  |
| Parets del Vallès               | Vallès Oriental   | 1.216                             | -30          | -2,41%  | -190       | -13,51% | 13,99%  |
| Perafita                        | Osona             | 21                                | -4           | -16,00% | -8         | -27,59% | 11,93%  |
| Piera                           | Anoia             | 1.335                             | -58          | -4,16%  | -227       | -14,53% | 21,24%  |
| Pineda de Mar                   | Maresme           | 2.766                             | -24          | -0,86%  | -127       | -4,39%  | 25,27%  |
| Pla del Penedès (El)            | Alt Penedès       | 74                                | 2            | 2,78%   | -10        | -11,90% | 12,89%  |
| Pobla de Claramunt (La)         | Anoia             | 157                               | -11          | -6,55%  | 1          | 0,64%   | 16,12%  |
| Pobla de Lillet (La)            | Berguedà          | 73                                | 5            | 7,35%   | -18        | -19,78% | 16,15%  |
| Polinyà                         | Vallès Occidental | 531                               | -5           | -0,93%  | -133       | -20,03% | 14,01%  |
| Pont de Vilomara i Rocafort     | Bages             | 265                               | 0            | 0,00%   | -81        | -23,41% | 15,88%  |
| Pontons                         | Alt Penedès       | 47                                | -4           | -7,84%  | -3         | -6,00%  | 27,98%  |
| Prat de Llobregat (El)          | Baix Llobregat    | 4.871                             | 133          | 2,81%   | -541       | -10,00% | 15,75%  |
| Prats de Lluçanès               | Osona             | 131                               | 2            | 1,55%   | -26        | -16,56% | 9,83%   |
| Prats de Rei (Els)              | Anoia             | 17                                | 4            | 30,77%  | -5         | -22,73% | 7,14%   |
| Premià de Dalt                  | Maresme           | 643                               | 24           | 3,88%   | -95        | -12,87% | 13,75%  |
| Premià de Mar                   | Maresme           | 2.260                             | 2            | 0,09%   | -204       | -8,28%  | 16,79%  |
| Puigdàlber                      | Alt Penedès       | 31                                | -3           | -8,82%  | -6         | -16,22% | 12,76%  |
| Puig-reig                       | Berguedà          | 248                               | 17           | 7,36%   | -25        | -9,16%  | 13,41%  |
| Pujalt                          | Anoia             | 3                                 | 0            | 0,00%   | -1         | -25,00% | 3,30%   |
| Quar (La)                       | Berguedà          | 2                                 | 0            | 0,00%   | -1         | -33,33% | 13,33%  |
| Rajadell                        | Bages             | 16                                | -2           | -11,11% | -8         | -33,33% | 9,20%   |
| Rellinars                       | Vallès Occidental | 56                                | 4            | 7,69%   | -1         | -1,75%  | 19,86%  |
| Ripollet                        | Vallès Occidental | 3.211                             | -9           | -0,28%  | -387       | -10,76% | 17,87%  |
| Roca del Vallès (La)            | Vallès Oriental   | 636                               | 17           | 2,75%   | -60        | -8,62%  | 12,57%  |
| Roda de Ter                     | Osona             | 411                               | -16          | -3,75%  | -27        | -6,16%  | 14,14%  |
| Rubí                            | Vallès Occidental | 6.329                             | 33           | 0,52%   | -690       | -9,83%  | 17,67%  |
| Rubió                           | Anoia             | 8                                 | 0            | 0,00%   | -2         | -20,00% | 13,79%  |
| Rupit i Pruit                   | Osona             | 8                                 | -1           | -11,11% | 3          | 60,00%  | 6,67%   |
| Sabadell                        | Vallès Occidental | 16.202                            | 64           | 0,40%   | -2.100     | -11,47% | 16,63%  |

| MUNICIPIS*<br>(ordre alfabètic) | Comarca*          | Nombre<br>d'aturats<br>Gener 2015 | Variacions   |          |            |         | Taxa d'atur<br>regirat <sup>1</sup><br>Gener 2015 |
|---------------------------------|-------------------|-----------------------------------|--------------|----------|------------|---------|---|
|                                 |                   |                                   | MES ANTERIOR |          | INTERANUAL |         |   |
|                                 |                   |                                   | Absoluts     | %        | Absoluts   | %       |   |
| Sagàs                           | Berguedà          | 4                                 | 0            | 0,00%    | -4         | -50,00% | 6,67%   |
| Saldes                          | Berguedà          | 13                                | 4            | 44,44%   | 1          | 8,33%   | 9,85%   |
| Sallent                         | Bages             | 399                               | 13           | 3,37%    | -59        | -12,88% | 13,78%  |
| Sant Adrià de Besòs             | Barcelonès        | 3.470                             | 51           | 1,49%    | -224       | -6,06%  | 21,35%  |
| Sant Agustí de Lluçanès         | Osona             | 1                                 | 0            | 0,00%    | -1         | -50,00% | 2,17%   |
| Sant Andreu de la Barca         | Baix Llobregat    | 1.956                             | -38          | -1,91%   | -183       | -8,56%  | 15,30%  |
| Sant Andreu de Llavaneres       | Maresme           | 476                               | -1           | -0,21%   | -72        | -13,14% | 11,30%  |
| Sant Antoni de Vilamajor        | Vallès Oriental   | 364                               | -3           | -0,82%   | -29        | -7,38%  | 14,68%  |
| Sant Bartomeu del Grau          | Osona             | 65                                | -2           | -2,99%   | -6         | -8,45%  | 14,87%  |
| Sant Boi de Llobregat           | Baix Llobregat    | 6.534                             | 178          | 2,80%    | -925       | -12,40% | 16,24%  |
| Sant Boi de Lluçanès            | Osona             | 21                                | 1            | 5,00%    | -1         | -4,55%  | 8,90%   |
| Sant Cebrià de Vallalta         | Maresme           | 241                               | -8           | -3,21%   | -35        | -12,68% | 18,26%  |
| Sant Celoni                     | Vallès Oriental   | 1.242                             | 16           | 1,31%    | -192       | -13,39% | 15,88%  |
| Sant Climent de Llobregat       | Baix Llobregat    | 223                               | 2            | 0,90%    | -34        | -13,23% | 11,68%  |
| Sant Cugat del Vallès           | Vallès Occidental | 3.310                             | 67           | 2,07%    | -422       | -11,31% | 8,67%   |
| Sant Cugat Sesgarrigues         | Alt Penedès       | 52                                | -4           | -7,14%   | -6         | -10,34% | 11,21%  |
| Sant Esteve de                  | Vallès Oriental   | 103                               | 3            | 3,00%    | -13        | -11,21% | 9,59%   |
| Sant Esteve Sesrovires          | Baix Llobregat    | 372                               | 10           | 2,76%    | -28        | -7,00%  | 11,27%  |
| Sant Feliu de Codines           | Vallès Oriental   | 385                               | 11           | 2,94%    | -54        | -12,30% | 14,96%  |
| Sant Feliu de Llobregat         | Baix Llobregat    | 2.839                             | 4            | 0,14%    | -359       | -11,23% | 12,85%  |
| Sant Feliu Sasserra             | Bages             | 30                                | 1            | 3,45%    | -15        | -33,33% | 10,53%  |
| Sant Fost de                    | Vallès Oriental   | 490                               | 8            | 1,66%    | 7          | 1,45%   | 13,07%  |
| Sant Fruitós de Bages           | Bages             | 452                               | 2            | 0,44%    | -156       | -25,66% | 11,26%  |
| Sant Hipòlit de Voltregà        | Osona             | 197                               | -1           | -0,51%   | -21        | -9,63%  | 12,21%  |
| Sant Iscle de Vallalta          | Maresme           | 102                               | 7            | 7,37%    | -18        | -15,00% | 19,96%  |
| Sant Jaume de Frontanya         | Berguedà          | 0                                 | -1           | -100,00% | 0          | 0,00%   | nd  |
| Sant Joan de Vilatorrada        | Bages             | 654                               | -12          | -1,80%   | -171       | -20,73% | 12,59%  |
| Sant Joan Despí                 | Baix Llobregat    | 1.945                             | 30           | 1,57%    | -218       | -10,08% | 12,31%  |
| Sant Julià de Cerdanyola        | Berguedà          | 9                                 | 3            | 50,00%   | 1          | 12,50%  | 13,04%  |
| Sant Julià de Vilatorrada       | Osona             | 122                               | 6            | 5,17%    | -14        | -10,29% | 8,47%   |
| Sant Just Desvern               | Baix Llobregat    | 655                               | 10           | 1,55%    | -37        | -5,35%  | 9,10%   |
| Sant Llorenç d'Hortons          | Alt Penedès       | 132                               | -3           | -2,22%   | -18        | -12,00% | 12,07%  |
| Sant Llorenç Savall             | Vallès Occidental | 132                               | -6           | -4,35%   | -22        | -14,29% | 13,33%  |
| Sant Martí d'Albars             | Osona             | 5                                 | 0            | 0,00%    | 0          | 0,00%   | 10,87%  |
| Sant Martí de Centelles         | Osona             | 90                                | 7            | 8,43%    | -21        | -18,92% | 18,79%  |
| Sant Martí de Tous              | Anoia             | 51                                | 1            | 2,00%    | 1          | 2,00%   | 9,79%   |
| Sant Martí Sarroca              | Alt Penedès       | 171                               | -11          | -6,04%   | -33        | -16,18% | 12,39%  |
| Sant Martí Sesgueioles          | Anoia             | 21                                | 4            | 23,53%   | -9         | -30,00% | 14,09%  |
| Sant Mateu de Bages             | Bages             | 21                                | 0            | 0,00%    | -7         | -25,00% | 10,82%  |
| Sant Pere de Ribes              | Garraf            | 2.526                             | -36          | -1,41%   | -368       | -12,72% | 19,11%  |
| Sant Pere de Riudebitlles       | Alt Penedès       | 119                               | -11          | -8,46%   | -34        | -22,22% | 11,00%  |
| Sant Pere de Torelló            | Osona             | 132                               | -8           | -5,71%   | -9         | -6,38%  | 12,43%  |
| Sant Pere de Vilamajor          | Vallès Oriental   | 265                               | -1           | -0,38%   | -46        | -14,79% | 12,78%  |
| Sant Pere Sallavinera           | Anoia             | 4                                 | -1           | -20,00%  | -2         | -33,33% | 6,67%   |
| Sant Pol de Mar                 | Maresme           | 240                               | -8           | -3,23%   | -32        | -11,76% | 13,14%  |
| Sant Quintí de Mediona          | Alt Penedès       | 166                               | 6            | 3,75%    | -12        | -6,74%  | 16,65%  |
| Sant Quirze de Besora           | Osona             | 97                                | 0            | 0,00%    | -13        | -11,82% | 10,41%  |
| Sant Quirze del Vallès          | Vallès Occidental | 863                               | -10          | -1,15%   | -108       | -11,12% | 9,64%   |
| Sant Quirze Safaja              | Moianès           | 19                                | -2           | -9,52%   | -11        | -36,67% | 7,76%   |
| Sant Sadurní d'Anoia            | Alt Penedès       | 672                               | -11          | -1,61%   | -79        | -10,52% | 10,82%  |
| Sant Sadurní d'Osormort         | Osona             | 4                                 | 0            | 0,00%    | 1          | 33,33%  | 13,33%  |
| Sant Salvador de Guardiola      | Bages             | 187                               | 6            | 3,31%    | -30        | -13,82% | 14,26%  |
| Sant Vicenç de Castellet        | Bages             | 809                               | 12           | 1,51%    | -94        | -10,41% | 20,12%  |
| Sant Vicenç de Montalt          | Maresme           | 241                               | -11          | -4,37%   | -34        | -12,36% | 11,22%  |
| Sant Vicenç de Torelló          | Osona             | 101                               | -4           | -3,81%   | -5         | -4,72%  | 10,61%  |
| Sant Vicenç dels Horts          | Baix Llobregat    | 2.516                             | 28           | 1,13%    | -404       | -13,84% | 18,88%  |
| Santa Cecília de Voltregà       | Osona             | 5                                 | 1            | 25,00%   | 0          | 0,00%   | 4,63%   |
| Santa Coloma de Cervelló        | Baix Llobregat    | 377                               | 7            | 1,89%    | -75        | -16,59% | 10,48%  |
| Santa Coloma de Gramenet        | Barcelonès        | 10.575                            | 16           | 0,15%    | -1.468     | -12,19% | 18,18%  |
| Santa Eugènia de Berga          | Osona             | 118                               | 6            | 5,36%    | -16        | -11,94% | 9,56%   |
| Santa Eulàlia de Riuprimer      | Osona             | 71                                | 3            | 4,41%    | -6         | -7,79%  | 12,14%  |
| Santa Eulàlia de Ronçana        | Vallès Oriental   | 399                               | -4           | -0,99%   | -83        | -17,22% | 13,05%  |
| Santa Fe del Penedès            | Alt Penedès       | 18                                | 1            | 5,88%    | -1         | -5,26%  | 9,57%   |
| Santa Margarida de              | Anoia             | 1.030                             | -22          | -2,09%   | -176       | -14,59% | 22,67%  |



| MUNICIPIS*<br>(ordre alfabètic) | Comarca*          | Nombre<br>d'aturats<br>Gener 2015 | Variacions   |         |            |         | Taxa d'atur<br>registrar <sup>1</sup><br>Gener 2015 |
|---------------------------------|-------------------|-----------------------------------|--------------|---------|------------|---------|---|
|                                 |                   |                                   | MES ANTERIOR |         | INTERANUAL |         |   |
|                                 |                   |                                   | Absoluts     | %       | Absoluts   | %       |   |
| Santa Margarida i els           | Alt Penedès       | 558                               | 1            | 0,18%   | -101       | -15,33% | 17,31%  |
| Santa Maria de Besora           | Osona             | 5                                 | 1            | 25,00%  | -5         | -50,00% | 7,81%   |
| Santa Maria de Corcó            | Osona             | 99                                | -1           | -1,00%  | -3         | -2,94%  | 10,12%  |
| Santa Maria de Martorelles      | Vallès Oriental   | 55                                | -4           | -6,78%  | -3         | -5,17%  | 15,63%  |
| Santa Maria de Merlès           | Berguedà          | 3                                 | -2           | -40,00% | -5         | -62,50% | 3,66%   |
| Santa Maria de Miralles         | Anoia             | 10                                | -1           | -9,09%  | 1          | 11,11%  | 19,61%  |
| Santa Maria de                  | Vallès Oriental   | 624                               | 16           | 2,63%   | -72        | -10,34% | 16,23%  |
| Santa Maria d'Oló               | Moianès           | 43                                | -1           | -2,27%  | 5          | 13,16%  | 9,23%   |
| Santa Perpètua de Mogoda        | Vallès Occidental | 1.863                             | 7            | 0,38%   | -285       | -13,27% | 15,53%  |
| Santa Susanna                   | Maresme           | 217                               | 4            | 1,88%   | -22        | -9,21%  | 22,17%  |
| Santpedor                       | Bages             | 369                               | -4           | -1,07%  | -75        | -16,89% | 10,69%  |
| Sentmenat                       | Vallès Occidental | 548                               | -9           | -1,62%  | -93        | -14,51% | 13,81%  |
| Seva                            | Osona             | 167                               | -8           | -4,57%  | -18        | -9,73%  | 11,37%  |
| Sitges                          | Garraf            | 1.370                             | -19          | -1,37%  | -172       | -11,15% | 13,18%  |
| Sobremunt                       | Osona             | 4                                 | 2            | 100,00% | 2          | 100,00% | 12,90%  |
| Sora                            | Osona             | 10                                | 1            | 11,11%  | 4          | 66,67%  | 11,36%  |
| Subirats                        | Alt Penedès       | 154                               | 5            | 3,36%   | -25        | -13,97% | 11,74%  |
| Súria                           | Bages             | 355                               | -7           | -1,93%  | -57        | -13,83% | 14,07%  |
| Tagamanent                      | Vallès Oriental   | 18                                | 3            | 20,00%  | -7         | -28,00% | 13,64%  |
| Talamanca                       | Bages             | 6                                 | -4           | -40,00% | -5         | -45,45% | 18,18%  |
| Taradell                        | Osona             | 333                               | -4           | -1,19%  | -42        | -11,20% | 10,84%  |
| Tavèrnoles                      | Osona             | 5                                 | 1            | 25,00%  | -3         | -37,50% | 2,94%   |
| Tavertet                        | Osona             | 8                                 | -1           | -11,11% | 1          | 14,29%  | 15,69%  |
| Teià                            | Maresme           | 240                               | -11          | -4,38%  | -33        | -12,09% | 8,99%   |
| Terrassa                        | Vallès Occidental | 19.018                            | 0            | 0,00%   | -2.277     | -10,69% | 18,16%  |
| Tiana                           | Maresme           | 360                               | 5            | 1,41%   | -41        | -10,22% | 9,88%   |
| Tona                            | Osona             | 480                               | 1            | 0,21%   | -60        | -11,11% | 12,25%  |
| Tordera                         | Maresme           | 1.438                             | -11          | -0,76%  | -106       | -6,87%  | 21,22%  |
| Torelló                         | Osona             | 921                               | -48          | -4,95%  | -150       | -14,01% | 13,74%  |
| Torre de Claramunt (La)         | Anoia             | 336                               | -16          | -4,55%  | -38        | -10,16% | 22,47%  |
| Torrelavit                      | Alt Penedès       | 59                                | 0            | 0,00%   | -12        | -16,90% | 9,93%   |
| Torrelles de Foix               | Alt Penedès       | 222                               | -1           | -0,45%  | -51        | -18,68% | 24,37%  |
| Torrelles de Llobregat          | Baix Llobregat    | 330                               | -4           | -1,20%  | -9         | -2,65%  | 12,83%  |
| Ullastrell                      | Vallès Occidental | 93                                | -7           | -7,00%  | -29        | -23,77% | 10,84%  |
| Vacarisses                      | Vallès Occidental | 427                               | -1           | -0,23%  | -39        | -8,37%  | 17,54%  |
| Vallbona d'Anoia                | Anoia             | 118                               | 15           | 14,56%  | 18         | 18,00%  | 17,93%  |
| Vallcebre                       | Berguedà          | 13                                | 1            | 8,33%   | 3          | 30,00%  | 17,11%  |
| Vallgorguina                    | Vallès Oriental   | 165                               | 4            | 2,48%   | -25        | -13,16% | 15,80%  |
| Vallirana                       | Baix Llobregat    | 976                               | 17           | 1,77%   | -154       | -13,63% | 15,20%  |
| Vallromanes                     | Vallès Oriental   | 94                                | 7            | 8,05%   | -39        | -29,32% | 9,06%   |
| Veciana                         | Anoia             | 3                                 | 1            | 50,00%  | 0          | 0,00%   | 4,41%   |
| Vic                             | Osona             | 3.297                             | 54           | 1,67%   | -303       | -8,42%  | 14,84%  |
| Vilada                          | Berguedà          | 37                                | 5            | 15,63%  | 4          | 12,12%  | 19,07%  |
| Viladecans                      | Baix Llobregat    | 4.923                             | -6           | -0,12%  | -720       | -12,76% | 15,71%  |
| Viladecavalls                   | Vallès Occidental | 475                               | 8            | 1,71%   | -84        | -15,03% | 13,68%  |
| Vilafranca del Penedès          | Alt Penedès       | 3.208                             | -5           | -0,16%  | -577       | -15,24% | 16,77%  |
| Vilalba Sasserra                | Vallès Oriental   | 45                                | 5            | 12,50%  | -3         | -6,25%  | 15,10%  |
| Vilanova de Sau                 | Osona             | 13                                | 1            | 8,33%   | -2         | -13,33% | 10,08%  |
| Vilanova del Camí               | Anoia             | 1.340                             | 11           | 0,83%   | -174       | -11,49% | 22,28%  |
| Vilanova del Vallès             | Vallès Oriental   | 277                               | 1            | 0,36%   | -13        | -4,48%  | 12,56%  |
| Vilanova i la Geltrú            | Garraf            | 5.383                             | -25          | -0,46%  | -696       | -11,45% | 18,07%  |
| Vilassar de Dalt                | Maresme           | 489                               | 2            | 0,41%   | -24        | -4,68%  | 12,05%  |
| Vilassar de Mar                 | Maresme           | 1.015                             | 1            | 0,10%   | -123       | -10,81% | 10,99%  |
| Vilobí del Penedès              | Alt Penedès       | 47                                | 12           | 34,29%  | 1          | 2,17%   | 9,22%   |
| Viver i Serrateix               | Berguedà          | 8                                 | 0            | 0,00%   | -1         | -11,11% | 8,60%   |

1. Inferida a partir de la Taxa d'atur registral del IVT 2015 del Departament d'Empresa i Ocupació.

\* S'exclouen els municipis que no pertanyen a la província de Barcelona

nd: no disponible