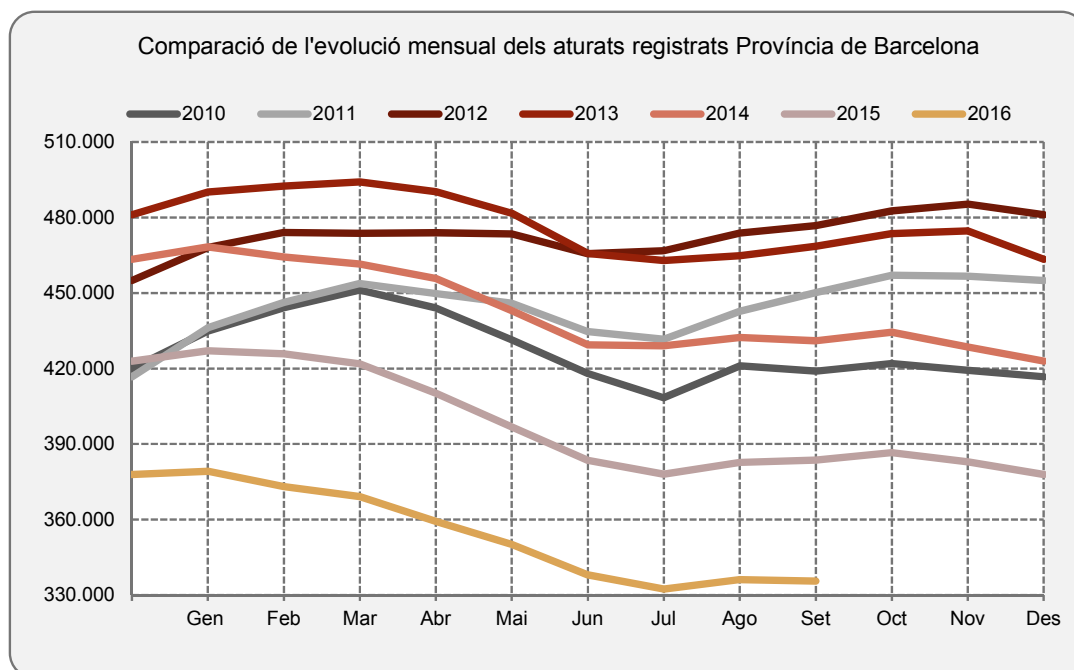




## INFORME MENSUAL ATUR REGISTRAT MUNICIPIS I COMARQUES PROVÍNCIA DE BARCELONA, SETEMBRE 2016

El mes de setembre del 2016 tanca amb **335.553<sup>1</sup>** demandants d'ocupació considerats desocupats inscrits a les oficines del Servei Públic d'Ocupació a la província de Barcelona. Aquesta xifra és un **0,2% inferior (-610)** a la de demandants del mes anterior, i **12,5% inferior (-48.172)** a la de demandants del mateix mes de l'any anterior.

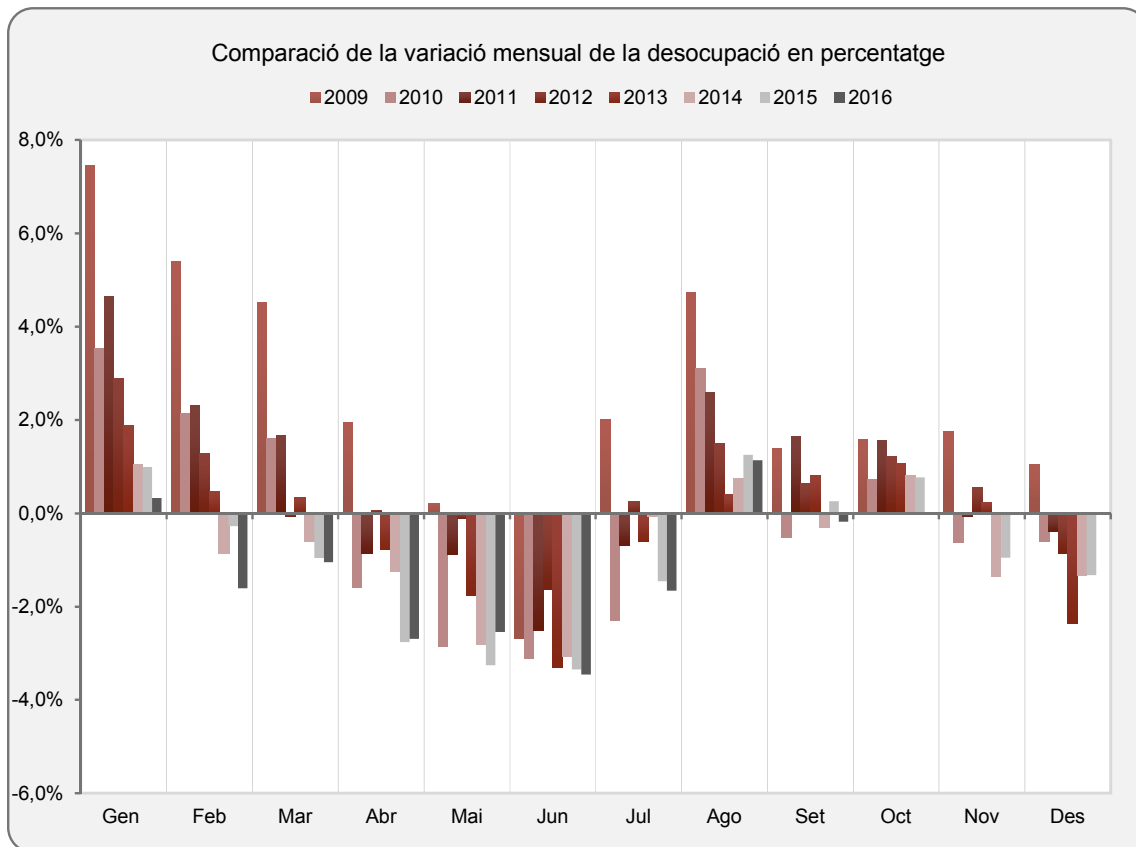
- **Caiguda molt feble del nombre d'aturats degut principalment al descens del subsector de l'educació (professors), que atenuen l'augment en el sector turístic i dels aturats que cerquen la seva primera feina.**



| Demarcació | Nombre d'aturats<br>Setembre 2016 | Variacions   |       |            |        |
|------------|-----------------------------------|--------------|-------|------------|--------|
|            |                                   | MES ANTERIOR |       | INTERANUAL |        |
|            |                                   | Absoluts     | %     | Absoluts   | %      |
| BARCELONA  | 335.533                           | -610         | -0,18 | -48.172    | -12,55 |
| GIRONA     | 41.111                            | 2.709        | 7,05  | -4.769     | -10,39 |
| LLEIDA     | 21.792                            | 1.073        | 5,18  | -2.785     | -11,33 |
| TARRAGONA  | 52.645                            | 2.469        | 4,92  | -6.380     | -10,81 |
| CATALUNYA  | 451.081                           | 5.641        | 1,27  | -62.106    | -12,10 |
| ESPANYA    | 3.720.297                         | 22.801       | 0,62  | -373.745   | -9,13  |

<sup>1</sup> \* Taxa d'atur registrat del 12,9%, a partir de la taxa d'atur registrat del IIT de 2016 del Departament d'Empresa i Ocupació.

| Rànquing<br>Província<br><br>(% mes anterior) | Nombre<br>d'aturats<br><br>Setembre 2016 | Variacions   |       |            |        |
|---|--|--------------|-------|------------|--------|
|   |  | MES ANTERIOR |       | INTERANUAL |        |
|   |  | Absoluts     | %     | Absoluts   | %      |
| CIUDAD REAL                                   | 50.414                                   | -4.311       | -7,88 | -5.792     | -10,30 |
| CUENCA  | 13.851                                   | -954         | -6,44 | -1.907     | -12,10 |
| ALBACETE                                      | 36.925                                   | -1.472       | -3,83 | -4.786     | -11,47 |
| TOLEDO  | 66.636                                   | -2.618       | -3,78 | -8.140     | -10,89 |
| LA RIOJA                                      | 17.943                                   | -434         | -2,36 | -1.772     | -8,99  |
| OURENSE                                       | 21.049                                   | -403         | -1,88 | -2.457     | -10,45 |
| SEVILLA                                       | 221.227                                  | -3.399       | -1,51 | -15.970    | -6,73  |
| ALMERIA                                       | 69.652                                   | -786         | -1,12 | -10.410    | -13,00 |
| VALLADOLID                                    | 37.334                                   | -389         | -1,03 | -2.918     | -7,25  |
| VALENCIA                                      | 220.551                                  | -2.069       | -0,93 | -22.650    | -9,31  |
| GUADALAJARA                                   | 16.539                                   | -143         | -0,86 | -2.326     | -12,33 |
| ZAMORA  | 13.551                                   | -66          | -0,48 | -1.401     | -9,37  |
| MADRID  | 419.532                                  | -2.032       | -0,48 | -41.454    | -8,99  |
| CORDOBA                                       | 85.089                                   | -308         | -0,36 | -7.342     | -7,94  |
| LEON  | 35.646                                   | -79          | -0,22 | -2.900     | -7,52  |
| BARCELONA                                     | 335.533                                  | -610         | -0,18 | -48.172    | -12,55 |
| ARABA/ALAVA                                   | 23.454                                   | -6           | -0,03 | -1.752     | -6,95  |
| STA. CRUZ DE TENERIFE                         | 108.563                                  | 224          | 0,21  | -3.952     | -3,51  |
| PALMAS LAS                                    | 122.338                                  | 492          | 0,40  | -7.460     | -5,75  |
| PONTEVEDRA                                    | 77.419                                   | 361          | 0,47  | -8.947     | -10,36 |
| ALICANTE/ALACANT                              | 169.851                                  | 957          | 0,57  | -16.662    | -8,93  |
| BIZKAIA                                       | 81.451                                   | 577          | 0,71  | -5.993     | -6,85  |
| NAVARRA                                       | 39.282                                   | 383          | 0,98  | -1.961     | -4,75  |
| CORUÑA A                                      | 76.918                                   | 756          | 0,99  | -7.892     | -9,31  |
| GIPUZKOA                                      | 39.211                                   | 431          | 1,11  | -3.561     | -8,33  |
| JAEN  | 57.797                                   | 651          | 1,14  | -8.108     | -12,30 |
| HUELVA  | 54.679                                   | 952          | 1,77  | -4.623     | -7,80  |
| MALAGA  | 163.201                                  | 2.873        | 1,79  | -15.716    | -8,78  |
| MURCIA  | 119.912                                  | 2.267        | 1,93  | -10.442    | -8,01  |
| GRANADA                                       | 92.889                                   | 1.765        | 1,94  | -8.999     | -8,83  |
| ZARAGOZA                                      | 62.365                                   | 1.273        | 2,08  | -7.579     | -10,84 |
| SALAMANCA                                     | 27.259                                   | 601          | 2,25  | -2.911     | -9,65  |
| BURGOS  | 22.712                                   | 506          | 2,28  | -2.349     | -9,37  |
| SEGOVIA                                       | 8.463                                    | 190          | 2,30  | -1.103     | -11,53 |
| PALENCIA                                      | 10.750                                   | 243          | 2,31  | -1.058     | -8,96  |
| AVILA   | 13.552                                   | 319          | 2,41  | -1.344     | -9,02  |
| SORIA   | 4.094                                    | 98           | 2,45  | -656       | -13,81 |
| TERUEL  | 7.019                                    | 171          | 2,50  | -923       | -11,62 |
| CASTELLON/CASTELLO                            | 47.491                                   | 1.436        | 3,12  | -6.527     | -12,08 |
| LUGO  | 18.950                                   | 577          | 3,14  | -2.105     | -10,00 |
| BADAJOS                                       | 78.135                                   | 2.518        | 3,33  | -4.988     | -6,00  |
| ASTURIAS                                      | 82.464                                   | 2.800        | 3,51  | -6.593     | -7,40  |
| CADIZ   | 166.341                                  | 6.458        | 4,04  | -15.318    | -8,43  |
| CACERES                                       | 42.216                                   | 1.656        | 4,08  | -2.639     | -5,88  |
| ILLES BALEARS                                 | 48.270                                   | 2.106        | 4,56  | -8.261     | -14,61 |
| CANTABRIA                                     | 41.056                                   | 1.882        | 4,80  | -5.533     | -11,88 |
| TARRAGONA                                     | 52.645                                   | 2.469        | 4,92  | -6.380     | -10,81 |
| LLEIDA  | 21.792                                   | 1.073        | 5,18  | -2.785     | -11,33 |
| GIRONA  | 41.111                                   | 2.709        | 7,05  | -4.769     | -10,39 |
| HUESCA  | 10.739                                   | 839          | 8,47  | -1.801     | -14,36 |
| TOTAL   | 3.720.297                                | 22.801       | 0,62  | -373.745   | -9,13  |

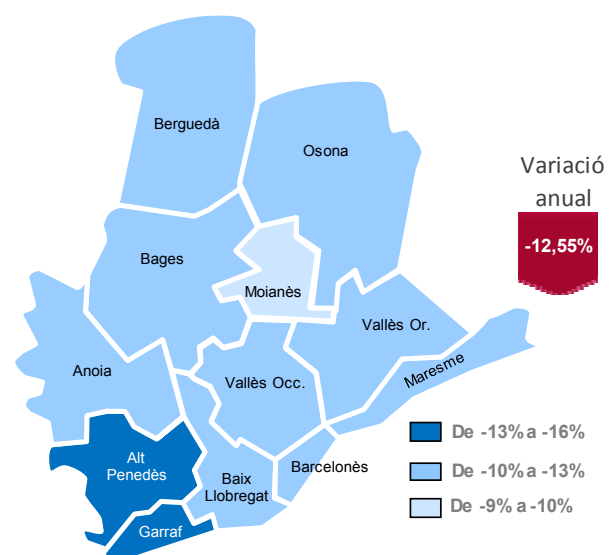
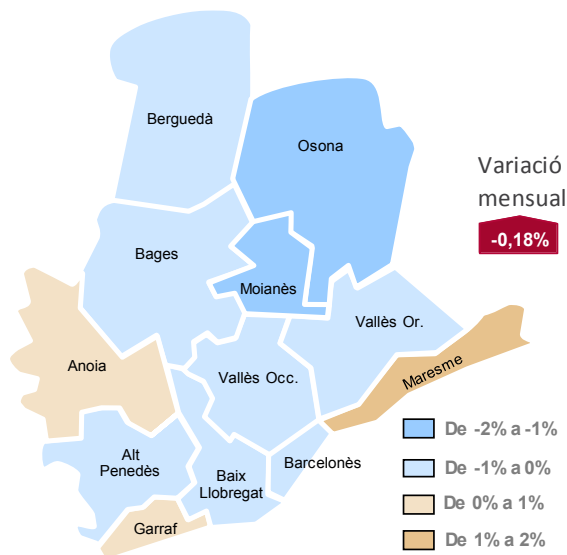


|                          | Atur<br>Setembre<br>2016 | Variacions   |              |                |               |
|--------------------------|--------------------------|--------------|--------------|----------------|---------------|
|                          |                          | MES ANTERIOR |              | INTERANUAL     |               |
|                          |                          | Absoluts     | %            | Absoluts       | %             |
| <b>Sexe</b>              |                          |              |              |                |               |
| Homes                    | 149.701                  | 1.536        | 1,04         | -27.047        | -15,30        |
| Dones                    | 185.832                  | -2.146       | -1,14        | -21.125        | -10,21        |
| <b>Menors de 25 anys</b> |                          |              |              |                |               |
| Homes                    | 11.094                   | 1.419        | 14,67        | -1.602         | -12,62        |
| Dones                    | 9.770                    | 774          | 8,60         | -1.281         | -11,59        |
| Total                    | 20.864                   | 2.193        | 11,75        | -2.883         | -12,14        |
| <b>De 25 i més anys</b>  |                          |              |              |                |               |
| Homes                    | 138.607                  | 117          | 0,08         | -25.445        | -15,51        |
| Dones                    | 176.062                  | -2.920       | -1,63        | -19.844        | -10,13        |
| Total                    | 314.669                  | -2.803       | -0,88        | -45.289        | -12,58        |
| <b>Sectors</b>           |                          |              |              |                |               |
| Agricultura              | 3.639                    | 144          | 4,12         | -779           | -17,63        |
| Indústria                | 44.699                   | -424         | -0,94        | -8.736         | -16,35        |
| Construcció              | 32.163                   | -842         | -2,55        | -8.383         | -20,68        |
| Serveis                  | 233.394                  | -832         | -0,36        | -28.378        | -10,84        |
| Sense ocup. ant.         | 21.638                   | 1.344        | 6,62         | -1.896         | -8,06         |
| <b>Total Província</b>   | <b>335.533</b>           | <b>-610</b>  | <b>-0,18</b> | <b>-48.172</b> | <b>-12,55</b> |

| COMARQUES*           | Nombre d'aturats<br>Setembre 2016 | Variacions   |               |                |                | Taxa d'atur registrat <sup>1</sup><br>Agost 2016 |
|----------------------|-----------------------------------|--------------|---------------|----------------|----------------|--|
|                      |                                   | MES ANTERIOR |               | INTERANUAL     |                |  |
|                      |                                   | Absoluts     | %             | Absoluts       | %              |  |
| Alt Penedès          | 6.227                             | -14          | -0,22%        | -1.181         | -15,94%        | 12,74%   |
| Anoia                | 8.831                             | 82           | 0,94%         | -1.253         | -12,43%        | 16,35%   |
| Bages                | 10.889                            | -12          | -0,11%        | -1.594         | -12,77%        | 13,71%   |
| Baix Llobregat       | 49.165                            | -105         | -0,21%        | -7.345         | -13,00%        | 13,02%   |
| Barcelonès           | 124.548                           | -391         | -0,31%        | -17.311        | -12,20%        | 11,74%   |
| Berguedà             | 2.195                             | -4           | -0,18%        | -298           | -11,95%        | 12,79%   |
| Garraf               | 9.295                             | 65           | 0,70%         | -1.518         | -14,04%        | 14,64%   |
| Maresme              | 28.609                            | 513          | 1,83%         | -4.150         | -12,67%        | 14,33%   |
| Moianès              | 549                               | -9           | -1,61%        | -57            | -9,41%         | 9,62%  |
| Osona                | 9.195                             | -163         | -1,74%        | -1.344         | -12,75%        | 12,11%   |
| Vallès Occidental    | 59.887                            | -572         | -0,95%        | -8.519         | -12,45%        | 14,09%   |
| Vallès Oriental      | 26.016                            | -14          | -0,05%        | -3.598         | -12,15%        | 13,88%   |
| <b>Total general</b> | <b>335.533</b>                    | <b>-610</b>  | <b>-0,18%</b> | <b>-48.172</b> | <b>-12,55%</b> | <b>12,93%</b>                                    |

1. A partir de la Taxa d'atur registrat del IIT 2016 del Departament d'Empresa i Ocupació.

\* S'exclouen els municipis que no pertanyen a la província de Barcelona



| MUNICIPIS*<br>(ordre alfabètic) | Comarca*          | Nombre<br>d'aturats<br>Setembre 2016 | Variacions   |          |            |         | Taxa d'atur<br>regirat <sup>1</sup><br>Setembre 2016 |
|---------------------------------|-------------------|--------------------------------------|--------------|----------|------------|---------|--|
|                                 |                   |                                      | MES ANTERIOR |          | INTERANUAL |         |  |
|                                 |                   |                                      | Absoluts     | %        | Absoluts   | %       |  |
| Abrera                          | Baix Llobregat    | 694                                  | -16          | -2,25%   | -117       | -14,43% | 12,63%   |
| Aguilar de Segarra              | Bages             | 10                                   | 2            | 25,00%   | 2          | 25,00%  | 9,43%  |
| Aiguafreda                      | Vallès Oriental   | 122                                  | -12          | -8,96%   | -5         | -3,94%  | 11,47%   |
| Alella                          | Maresme           | 316                                  | -22          | -6,51%   | -60        | -15,96% | 7,91%  |
| Alpens                          | Osona             | 10                                   | -1           | -9,09%   | -5         | -33,33% | 10,20%   |
| Ametlla del Vallès (L')         | Vallès Oriental   | 329                                  | -11          | -3,24%   | -47        | -12,50% | 9,03%  |
| Arenys de Mar                   | Maresme           | 815                                  | 9            | 1,12%    | -121       | -12,93% | 12,58%   |
| Arenys de Munt                  | Maresme           | 523                                  | -3           | -0,57%   | -78        | -12,98% | 13,71%   |
| Argençola                       | Anoia             | 9                                    | 1            | 12,50%   | -5         | -35,71% | 13,04%   |
| Argentona                       | Maresme           | 668                                  | 4            | 0,60%    | -86        | -11,41% | 12,32%   |
| Artés                           | Bages             | 294                                  | -24          | -7,55%   | -40        | -11,98% | 10,99%   |
| Avià                            | Berguedà          | 85                                   | -1           | -1,16%   | -14        | -14,14% | 8,18%  |
| Avinyó                          | Bages             | 95                                   | -3           | -3,06%   | -6         | -5,94%  | 8,95%  |
| Avinyonet del Penedès           | Alt Penedès       | 84                                   | -2           | -2,33%   | -14        | -14,29% | 11,63%   |
| Badalona                        | Barcelonès        | 15.955                               | 25           | 0,16%    | -2.425     | -13,19% | 15,31%   |
| Badia del Vallès                | Vallès Occidental | 1.346                                | 21           | 1,58%    | -199       | -12,88% | 21,65%   |
| Bagà                            | Berguedà          | 96                                   | -1           | -1,03%   | -34        | -26,15% | 10,84%   |
| Balenyà                         | Osona             | 262                                  | -8           | -2,96%   | -44        | -14,38% | 13,17%   |
| Balsareny                       | Bages             | 170                                  | -1           | -0,58%   | -38        | -18,27% | 11,39%   |
| Barberà del Vallès              | Vallès Occidental | 2.176                                | -9           | -0,41%   | -329       | -13,13% | 13,80%   |
| Barcelona                       | Barcelonès        | 79.653                               | -691         | -0,86%   | -10.705    | -11,85% | 10,50%   |
| Begues                          | Baix Llobregat    | 224                                  | -31          | -12,16%  | -68        | -23,29% | 7,83%  |
| Bellprat                        | Anoia             | 0                                    | -1           | -100,00% | 0          | 0,00%   | nd   |
| Berga                           | Berguedà          | 1.078                                | 2            | 0,19%    | -143       | -11,71% | 14,56%   |
| Bigues i Riells                 | Vallès Oriental   | 545                                  | 11           | 2,06%    | -58        | -9,62%  | 13,91%   |
| Borredà                         | Berguedà          | 20                                   | 2            | 11,11%   | 1          | 5,26%   | 8,89%  |
| Bruc (El)                       | Anoia             | 96                                   | -2           | -2,04%   | -33        | -25,58% | 10,81%   |
| Bruil (El)                      | Osona             | 6                                    | 0            | 0,00%    | -1         | -14,29% | 5,83%  |
| Cabanyes (Les)                  | Alt Penedès       | 34                                   | 3            | 9,68%    | -10        | -22,73% | 8,67%  |
| Cabrera d'Anoia                 | Anoia             | 145                                  | 2            | 1,40%    | -3         | -2,03%  | 27,67%   |
| Cabrera de Mar                  | Maresme           | 156                                  | -1           | -0,64%   | -33        | -17,46% | 7,54%  |
| Cabrils                         | Maresme           | 277                                  | 4            | 1,47%    | -30        | -9,77%  | 8,99%  |
| Calaf                           | Anoia             | 245                                  | 3            | 1,24%    | -10        | -3,92%  | 14,97%   |
| Calders                         | Moianès           | 48                                   | -4           | -7,69%   | 2          | 4,35%   | 11,32%   |
| Caldes de Montbui               | Vallès Oriental   | 967                                  | 4            | 0,42%    | -139       | -12,57% | 12,06%   |
| Caldes d'Estrac                 | Maresme           | 144                                  | 5            | 3,60%    | -30        | -17,24% | 12,88%   |
| Calella                         | Maresme           | 1.182                                | 69           | 6,20%    | -174       | -12,83% | 13,79%   |
| Calldetenes                     | Osona             | 110                                  | -1           | -0,90%   | -27        | -19,71% | 9,02%  |
| Callús                          | Bages             | 113                                  | -1           | -0,88%   | -23        | -16,91% | 12,91%   |
| Calonge de Segarra              | Anoia             | 5                                    | 0            | 0,00%    | 1          | 25,00%  | 5,10%  |
| Campins                         | Vallès Oriental   | 31                                   | 3            | 10,71%   | 2          | 6,90%   | 11,52%   |
| Canet de Mar                    | Maresme           | 844                                  | 12           | 1,44%    | -165       | -16,35% | 14,05%   |
| Canovelles                      | Vallès Oriental   | 1.413                                | 14           | 1,00%    | -209       | -12,89% | 18,78%   |
| Cànoves i Samalús               | Vallès Oriental   | 159                                  | -7           | -4,22%   | -53        | -25,00% | 13,33%   |
| Canyelles                       | Garraf            | 279                                  | -12          | -4,12%   | -49        | -14,94% | 15,30%   |
| Capellades                      | Anoia             | 348                                  | 17           | 5,14%    | -26        | -6,95%  | 13,64%   |
| Capolat                         | Berguedà          | 2                                    | -1           | -33,33%  | 1          | 100,00% | 5,88%  |
| Cardedeu                        | Vallès Oriental   | 1.001                                | -26          | -2,53%   | -158       | -13,63% | 12,15%   |
| Cardona                         | Bages             | 233                                  | 6            | 2,64%    | -41        | -14,96% | 11,13%   |
| Carme                           | Anoia             | 47                                   | -4           | -7,84%   | -12        | -20,34% | 12,91%   |
| Casserres                       | Berguedà          | 84                                   | -5           | -5,62%   | 4          | 5,00%   | 11,65%   |
| Castell de l'Areny              | Berguedà          | 1                                    | -1           | -50,00%  | 0          | 0,00%   | 4,55%  |
| Castellar de n'Hug              | Berguedà          | 6                                    | -1           | -14,29%  | 2          | 50,00%  | 10,91%   |
| Castellar del Riu               | Berguedà          | 2                                    | 0            | 0,00%    | -1         | -33,33% | 4,65%  |
| Castellar del Vallès            | Vallès Occidental | 1.277                                | -32          | -2,44%   | -302       | -19,13% | 11,66%   |
| Castellbell i el Vilar          | Bages             | 260                                  | 21           | 8,79%    | -18        | -6,47%  | 16,83%   |
| Castellbisbal                   | Vallès Occidental | 669                                  | -12          | -1,76%   | -111       | -14,23% | 11,57%   |
| Castellcir                      | Moianès           | 34                                   | 0            | 0,00%    | -4         | -10,53% | 11,37%   |
| Castelldefels                   | Baix Llobregat    | 3.193                                | 27           | 0,85%    | -462       | -12,64% | 11,50%   |
| Castellet i la Gornal           | Alt Penedès       | 122                                  | -4           | -3,17%   | -33        | -21,29% | 14,10%   |
| Castellfollit de Riubregós      | Anoia             | 8                                    | -1           | -11,11%  | 1          | 14,29%  | 10,26%   |
| Castellfollit del Boix          | Bages             | 18                                   | 0            | 0,00%    | 3          | 20,00%  | 10,59%   |
| Castellgalí                     | Bages             | 118                                  | 0            | 0,00%    | -15        | -11,28% | 15,07%   |
| Castellnou de Bages             | Bages             | 47                                   | 0            | 0,00%    | -10        | -17,54% | 9,65%  |

| MUNICIPIS*<br>(ordre alfabètic) | Comarca*          | Nombre<br>d'aturats<br>Setembre 2016 | Variacions   |         |            |          | Taxa d'atur<br>regirat <sup>1</sup><br>Setembre 2016 |
|---------------------------------|-------------------|--------------------------------------|--------------|---------|------------|----------|--|
|                                 |                   |                                      | MES ANTERIOR |         | INTERANUAL |          |  |
|                                 |                   |                                      | Absoluts     | %       | Absoluts   | %        |  |
| Castellolí                      | Anoia             | 13                                   | -3           | -18,75% | -7         | -35,00%  | 5,44%  |
| Castellterçol                   | Moianès           | 87                                   | -6           | -6,45%  | -17        | -16,35%  | 8,79%  |
| Castellví de la Marca           | Alt Penedès       | 70                                   | -3           | -4,11%  | -19        | -21,35%  | 9,75%  |
| Castellví de Rosanes            | Baix Llobregat    | 71                                   | 6            | 9,23%   | -32        | -31,07%  | 9,39%  |
| Centelles                       | Osona             | 435                                  | 12           | 2,84%   | -31        | -6,65%   | 12,40%   |
| Cercs                           | Berguedà          | 77                                   | 17           | 28,33%  | -2         | -2,53%   | 16,24%   |
| Cerdanyola del Vallès           | Vallès Occidental | 3.258                                | -25          | -0,76%  | -444       | -11,99%  | 11,71%   |
| Cervelló                        | Baix Llobregat    | 442                                  | 0            | 0,00%   | -88        | -16,60%  | 10,90%   |
| Collbató                        | Baix Llobregat    | 194                                  | -9           | -4,43%  | -9         | -4,43%   | 10,92%   |
| Collsuspina                     | Moianès           | 11                                   | -1           | -8,33%  | -1         | -8,33%   | 7,43%  |
| Copons                          | Anoia             | 19                                   | 2            | 11,76%  | 6          | 46,15%   | 15,20%   |
| Corbera de Llobregat            | Baix Llobregat    | 683                                  | -7           | -1,01%  | -40        | -5,53%   | 10,52%   |
| Cornellà de Llobregat           | Baix Llobregat    | 5.659                                | -22          | -0,39%  | -929       | -14,10%  | 13,70%   |
| Cubelles                        | Garraf            | 932                                  | 34           | 3,79%   | -140       | -13,06%  | 15,80%   |
| Dosrius                         | Maresme           | 305                                  | -7           | -2,24%  | -71        | -18,88%  | 13,60%   |
| Esparreguera                    | Baix Llobregat    | 1.553                                | -61          | -3,78%  | -272       | -14,90%  | 15,49%   |
| Esplugues de Llobregat          | Baix Llobregat    | 2.600                                | 4            | 0,15%   | -303       | -10,44%  | 11,80%   |
| Espunyola (L')                  | Berguedà          | 7                                    | 0            | 0,00%   | -8         | -53,33%  | 6,60%  |
| Estany (L')                     | Moianès           | 17                                   | 2            | 13,33%  | 4          | 30,77%   | 10,83%   |
| Figaró-Montmany                 | Vallès Oriental   | 81                                   | 11           | 15,71%  | 0          | 0,00%    | 17,96%   |
| Fígols                          | Berguedà          | 0                                    | 0            | 0,00%   | -1         | -100,00% | nd   |
| Fogars de la Selva              | La Selva          | 127                                  | 14           | 12,39%  | -4         | -3,05%   | 21,97%   |
| Fogars de Montclús              | Vallès Oriental   | 16                                   | -3           | -15,79% | -2         | -11,11%  | 9,20%  |
| Folgueroles                     | Osona             | 68                                   | -4           | -5,56%  | -10        | -12,82%  | 6,51%  |
| Fonollosa                       | Bages             | 65                                   | 0            | 0,00%   | -9         | -12,16%  | 10,03%   |
| Font-rubí                       | Alt Penedès       | 55                                   | 1            | 1,85%   | -15        | -21,43%  | 9,37%  |
| Franqueses del Vallès (Les)     | Vallès Oriental   | 1.239                                | -9           | -0,72%  | -173       | -12,25%  | 14,14%   |
| Gaià                            | Bages             | 9                                    | -1           | -10,00% | 0          | 0,00%    | 11,69%   |
| Gallifa                         | Vallès Occidental | 9                                    | 1            | 12,50%  | -3         | -25,00%  | 12,33%   |
| Garriga (La)                    | Vallès Oriental   | 763                                  | -37          | -4,63%  | -141       | -15,60%  | 10,61%   |
| Gavà                            | Baix Llobregat    | 2.796                                | 81           | 2,98%   | -381       | -11,99%  | 13,36%   |
| Gelida                          | Alt Penedès       | 473                                  | 24           | 5,35%   | -31        | -6,15%   | 14,89%   |
| Gironella                       | Berguedà          | 257                                  | 4            | 1,58%   | -42        | -14,05%  | 11,83%   |
| Gisclareny                      | Berguedà          | 4                                    | 0            | 0,00%   | 0          | 0,00%    | nd   |
| Granada (La)                    | Alt Penedès       | 107                                  | -5           | -4,46%  | -19        | -15,08%  | 11,16%   |
| Granera                         | Moianès           | 0                                    | 0            | 0,00%   | -1         | -100,00% | nd   |
| Granollers                      | Vallès Oriental   | 4.308                                | 36           | 0,84%   | -657       | -13,23%  | 14,52%   |
| Gualba                          | Vallès Oriental   | 59                                   | -10          | -14,49% | -10        | -14,49%  | 11,73%   |
| Guardiola de Berguedà           | Berguedà          | 57                                   | -2           | -3,39%  | -3         | -5,00%   | 14,77%   |
| Gurb                            | Osona             | 63                                   | -5           | -7,35%  | -4         | -5,97%   | 4,82%  |
| Hospitalet de Llobregat (L')    | Barcelonès        | 16.772                               | 274          | 1,66%   | -2.378     | -12,42%  | 13,47%   |
| Hostalets de Pierola (Els)      | Anoia             | 201                                  | -9           | -4,29%  | -12        | -5,63%   | 17,52%   |
| Igualada                        | Anoia             | 2.745                                | -14          | -0,51%  | -504       | -15,51%  | 14,93%   |
| Jorba                           | Anoia             | 32                                   | -1           | -3,03%  | -15        | -31,91%  | 8,74%  |
| Llacuna (La)                    | Anoia             | 45                                   | 1            | 2,27%   | -8         | -15,09%  | 11,45%   |
| Llagosta (La)                   | Vallès Oriental   | 1.039                                | 27           | 2,67%   | -64        | -5,80%   | 16,41%   |
| Lliçà d'Amunt                   | Vallès Oriental   | 897                                  | 22           | 2,51%   | -116       | -11,45%  | 13,51%   |
| Lliçà de Vall                   | Vallès Oriental   | 369                                  | -8           | -2,12%  | -50        | -11,93%  | 11,56%   |
| Llinars del Vallès              | Vallès Oriental   | 654                                  | 19           | 2,99%   | -54        | -7,63%   | 14,45%   |
| Lluçà                           | Osona             | 12                                   | 0            | 0,00%   | 1          | 9,09%    | 8,51%  |
| Malgrat de Mar                  | Maresme           | 1.175                                | 120          | 11,37%  | -134       | -10,24%  | 14,14%   |
| Malla                           | Osona             | 6                                    | -1           | -14,29% | 0          | 0,00%    | 5,08%  |
| Manlleu                         | Osona             | 1.664                                | -11          | -0,66%  | -236       | -12,42%  | 17,48%   |
| Manresa                         | Bages             | 5.399                                | 62           | 1,16%   | -730       | -11,91%  | 15,80%   |
| Marganell                       | Bages             | 19                                   | -3           | -13,64% | -1         | -5,00%   | 20,00%   |
| Martorell                       | Baix Llobregat    | 2.035                                | -54          | -2,58%  | -276       | -11,94%  | 16,29%   |
| Martorelles                     | Vallès Oriental   | 341                                  | -4           | -1,16%  | -43        | -11,20%  | 14,46%   |
| Masies de Roda (Les)            | Osona             | 29                                   | -2           | -6,45%  | -3         | -9,38%   | 8,22%  |
| Masies de Voltregà (Les)        | Osona             | 140                                  | -11          | -7,28%  | -49        | -25,93%  | 9,28%  |
| Masnou (El)                     | Maresme           | 1.147                                | -14          | -1,21%  | -168       | -12,78%  | 10,50%   |
| Masquefa                        | Anoia             | 619                                  | 11           | 1,81%   | -39        | -5,93%   | 16,34%   |
| Matadepera                      | Vallès Occidental | 216                                  | -12          | -5,26%  | -27        | -11,11%  | 5,85%  |
| Mataró                          | Maresme           | 10.554                               | 160          | 1,54%   | -1.523     | -12,61%  | 17,63%   |
| Mediona                         | Alt Penedès       | 147                                  | 9            | 6,52%   | -16        | -9,82%   | 18,63%   |

| MUNICIPIS*<br>(ordre alfabètic) | Comarca*          | Nombre<br>d'aturats<br>Setembre 2016 | Variacions   |         |            |         | Taxa d'atur<br>regirat <sup>1</sup><br>Setembre 2016 |
|---------------------------------|-------------------|--------------------------------------|--------------|---------|------------|---------|--|
|                                 |                   |                                      | MES ANTERIOR |         | INTERANUAL |         |  |
|                                 |                   |                                      | Absoluts     | %       | Absoluts   | %       |  |
| Moià                            | Moianès           | 258                                  | -6           | -2,27%  | -30        | -10,42% | 9,84%  |
| Molins de Rei                   | Baix Llobregat    | 1.207                                | -30          | -2,43%  | -242       | -16,70% | 10,27%   |
| Mollet del Vallès               | Vallès Oriental   | 4.086                                | 53           | 1,31%   | -548       | -11,83% | 16,00%   |
| Monistrol de Calders            | Moianès           | 46                                   | 4            | 9,52%   | 5          | 12,20%  | 14,51%   |
| Monistrol de Montserrat         | Bages             | 174                                  | 3            | 1,75%   | -29        | -14,29% | 13,54%   |
| Montcada i Reixac               | Vallès Occidental | 2.507                                | 42           | 1,70%   | -249       | -9,03%  | 15,31%   |
| Montclar                        | Berguedà          | 2                                    | 0            | 0,00%   | 0          | 0,00%   | 4,55%  |
| Montesquiu                      | Osona             | 56                                   | -4           | -6,67%  | 2          | 3,70%   | 13,93%   |
| Montgat                         | Maresme           | 573                                  | -26          | -4,34%  | -110       | -16,11% | 11,12%   |
| Montmajor                       | Berguedà          | 14                                   | 2            | 16,67%  | 0          | 0,00%   | 5,86%  |
| Montmaneu                       | Anoia             | 1                                    | 0            | 0,00%   | -2         | -66,67% | 2,44%  |
| Montmeló                        | Vallès Oriental   | 543                                  | 6            | 1,12%   | -122       | -18,35% | 12,86%   |
| Montornès del Vallès            | Vallès Oriental   | 1.329                                | 14           | 1,06%   | -133       | -9,10%  | 17,11%   |
| Montseny                        | Vallès Oriental   | 8                                    | 0            | 0,00%   | -5         | -38,46% | 3,60%  |
| Muntanyola                      | Osona             | 32                                   | 1            | 3,23%   | -5         | -13,51% | 12,85%   |
| Mura                            | Bages             | 11                                   | 1            | 10,00%  | 5          | 83,33%  | 18,64%   |
| Navarcles                       | Bages             | 333                                  | 5            | 1,52%   | -54        | -13,95% | 11,55%   |
| Navàs                           | Bages             | 356                                  | -21          | -5,57%  | -78        | -17,97% | 12,37%   |
| Nou de Berguedà (La)            | Berguedà          | 7                                    | -1           | -12,50% | -5         | -41,67% | 13,46%   |
| Òdena                           | Anoia             | 252                                  | 7            | 2,86%   | -34        | -11,89% | 15,27%   |
| Olèrdola                        | Alt Penedès       | 192                                  | -3           | -1,54%  | -28        | -12,73% | 11,97%   |
| Olesa de Bonesvalls             | Alt Penedès       | 90                                   | 0            | 0,00%   | -25        | -21,74% | 12,68%   |
| Olesa de Montserrat             | Baix Llobregat    | 1.643                                | -38          | -2,26%  | -256       | -13,48% | 15,41%   |
| Olivella                        | Garraf            | 226                                  | -19          | -7,76%  | -17        | -7,00%  | 17,28%   |
| Olost                           | Osona             | 59                                   | 0            | 0,00%   | -7         | -10,61% | 10,17%   |
| Olvan                           | Berguedà          | 58                                   | -1           | -1,69%  | -2         | -3,33%  | 17,06%   |
| Orís                            | Osona             | 8                                    | 0            | 0,00%   | 0          | 0,00%   | 6,02%  |
| Oristà                          | Osona             | 19                                   | -2           | -9,52%  | -2         | -9,52%  | 7,04%  |
| Orpí                            | Anoia             | 8                                    | -1           | -11,11% | 2          | 33,33%  | 16,33%   |
| Òrrius                          | Maresme           | 31                                   | 0            | 0,00%   | 1          | 3,33%   | 11,61%   |
| Pacs del Penedès                | Alt Penedès       | 39                                   | -1           | -2,50%  | -23        | -37,10% | 9,07%  |
| Palafolls                       | Maresme           | 592                                  | 33           | 5,90%   | -80        | -11,90% | 14,35%   |
| Palau-solità i Plegamans        | Vallès Occidental | 816                                  | 2            | 0,25%   | -126       | -13,38% | 11,93%   |
| Pallejà                         | Baix Llobregat    | 602                                  | -6           | -0,99%  | -83        | -12,12% | 11,73%   |
| Palma de Cervelló (La)          | Baix Llobregat    | 160                                  | -9           | -5,33%  | -21        | -11,60% | 11,64%   |
| Papiol (El)                     | Baix Llobregat    | 238                                  | -5           | -2,06%  | -26        | -9,85%  | 12,39%   |
| Parets del Vallès               | Vallès Oriental   | 1.097                                | 4            | 0,37%   | -189       | -14,70% | 12,32%   |
| Perafita                        | Osona             | 14                                   | -2           | -12,50% | -8         | -36,36% | 7,78%  |
| Piera                           | Anoia             | 1.217                                | 31           | 2,61%   | -158       | -11,49% | 19,03%   |
| Pineda de Mar                   | Maresme           | 2.153                                | 79           | 3,81%   | -399       | -15,63% | 17,91%   |
| Pla del Penedès (El)            | Alt Penedès       | 70                                   | 4            | 6,06%   | -2         | -2,78%  | 12,24%   |
| Pobla de Claramunt (La)         | Anoia             | 136                                  | 2            | 1,49%   | -40        | -22,73% | 13,47%   |
| Pobla de Lillet (La)            | Berguedà          | 57                                   | -4           | -6,56%  | -23        | -28,75% | 12,67%   |
| Polinyà                         | Vallès Occidental | 487                                  | 26           | 5,64%   | -69        | -12,41% | 12,53%   |
| Pont de Vilomara i Rocafort     | Bages             | 236                                  | -8           | -3,28%  | -53        | -18,34% | 13,93%   |
| Pontons                         | Alt Penedès       | 37                                   | -10          | -21,28% | -16        | -30,19% | 22,16%   |
| Prat de Llobregat (El)          | Baix Llobregat    | 4.205                                | 117          | 2,86%   | -604       | -12,56% | 13,74%   |
| Prats de Lluçanès               | Osona             | 126                                  | 7            | 5,88%   | -10        | -7,35%  | 9,43%  |
| Prats de Rei (Els)              | Anoia             | 23                                   | 1            | 4,55%   | 6          | 35,29%  | 9,43%  |
| Premià de Dalt                  | Maresme           | 569                                  | 19           | 3,45%   | -81        | -12,46% | 12,11%   |
| Premià de Mar                   | Maresme           | 2.095                                | 68           | 3,35%   | -199       | -8,67%  | 15,56%   |
| Puigdàlber                      | Alt Penedès       | 25                                   | -3           | -10,71% | -3         | -10,71% | 10,37%   |
| Puig-reig                       | Berguedà          | 209                                  | -11          | -5,00%  | -24        | -10,30% | 11,55%   |
| Pujalt                          | Anoia             | 4                                    | 1            | 33,33%  | 0          | 0,00%   | 4,44%  |
| Quar (La)                       | Berguedà          | 1                                    | 0            | 0,00%   | -2         | -66,67% | 6,67%  |
| Rajadell                        | Bages             | 17                                   | 3            | 21,43%  | 1          | 6,25%   | 9,50%  |
| Rellinars                       | Vallès Occidental | 43                                   | -3           | -6,52%  | -7         | -14,00% | 16,17%   |
| Ripollet                        | Vallès Occidental | 2.966                                | -1           | -0,03%  | -316       | -9,63%  | 16,36%   |
| Roca del Vallès (La)            | Vallès Oriental   | 580                                  | -7           | -1,19%  | -77        | -11,72% | 11,46%   |
| Roda de Ter                     | Osona             | 374                                  | -12          | -3,11%  | -54        | -12,62% | 12,58%   |
| Rubí                            | Vallès Occidental | 5.587                                | -90          | -1,59%  | -903       | -13,91% | 15,64%   |
| Rubió                           | Anoia             | 6                                    | 0            | 0,00%   | -2         | -25,00% | 9,84%  |
| Rupit i Pruit                   | Osona             | 3                                    | -1           | -25,00% | -4         | -57,14% | 2,48%  |
| Sabadell                        | Vallès Occidental | 14.529                               | -129         | -0,88%  | -1.913     | -11,63% | 14,91%   |

| MUNICIPIS*<br>(ordre alfabètic) | Comarca*          | Nombre<br>d'aturats<br>Setembre 2016 | Variacions   |         |            |          | Taxa d'atur<br>regirat <sup>1</sup><br>Setembre 2016 |
|---------------------------------|-------------------|--------------------------------------|--------------|---------|------------|----------|--|
|                                 |                   |                                      | MES ANTERIOR |         | INTERANUAL |          |  |
|                                 |                   |                                      | Absoluts     | %       | Absoluts   | %        |  |
| Sagàs                           | Berguedà          | 1                                    | -2           | -66,67% | -2         | -66,67%  | 100,00%  |
| Saldes                          | Berguedà          | 12                                   | -1           | -7,69%  | 3          | 33,33%   | 9,76%  |
| Sallent                         | Bages             | 342                                  | -9           | -2,56%  | -36        | -9,52%   | 11,85%   |
| Sant Adrià de Besòs             | Barcelonès        | 3.040                                | -36          | -1,17%  | -372       | -10,90%  | 18,91%   |
| Sant Agustí de Lluçanès         | Osona             | 0                                    | 0            | 0,00%   | -1         | -100,00% | nd   |
| Sant Andreu de la Barca         | Baix Llobregat    | 1.684                                | -12          | -0,71%  | -319       | -15,93%  | 13,08%   |
| Sant Andreu de Llavaneres       | Maresme           | 435                                  | 17           | 4,07%   | -47        | -9,75%   | 10,34%   |
| Sant Antoni de Vilamajor        | Vallès Oriental   | 323                                  | 2            | 0,62%   | -50        | -13,40%  | 12,92%   |
| Sant Bartomeu del Grau          | Osona             | 59                                   | -1           | -1,67%  | -5         | -7,81%   | 13,38%   |
| Sant Boi de Llobregat           | Baix Llobregat    | 5.752                                | 23           | 0,40%   | -857       | -12,97%  | 14,44%   |
| Sant Boi de Lluçanès            | Osona             | 14                                   | -2           | -12,50% | -7         | -33,33%  | 5,98%  |
| Sant Cebrià de Vallalta         | Maresme           | 225                                  | 0            | 0,00%   | -31        | -12,11%  | 16,77%   |
| Sant Celoni                     | Vallès Oriental   | 1.087                                | -26          | -2,34%  | -202       | -15,67%  | 13,74%   |
| Sant Climent de Llobregat       | Baix Llobregat    | 195                                  | -1           | -0,51%  | -25        | -11,36%  | 10,34%   |
| Sant Cugat del Vallès           | Vallès Occidental | 3.025                                | -120         | -3,82%  | -420       | -12,19%  | 7,94%  |
| Sant Cugat Sesgarrigues         | Alt Penedès       | 49                                   | -2           | -3,92%  | -8         | -14,04%  | 10,77%   |
| Sant Esteve de                  | Vallès Oriental   | 103                                  | -5           | -4,63%  | -7         | -6,36%   | 9,46%  |
| Sant Esteve Sesrovires          | Baix Llobregat    | 349                                  | 10           | 2,95%   | -30        | -7,92%   | 10,40%   |
| Sant Feliu de Codines           | Vallès Oriental   | 335                                  | -11          | -3,18%  | -32        | -8,72%   | 13,11%   |
| Sant Feliu de Llobregat         | Baix Llobregat    | 2.529                                | -2           | -0,08%  | -385       | -13,21%  | 11,42%   |
| Sant Feliu Sasserra             | Bages             | 24                                   | 1            | 4,35%   | -8         | -25,00%  | 8,57%  |
| Sant Fost de                    | Vallès Oriental   | 444                                  | -13          | -2,84%  | -11        | -2,42%   | 11,79%   |
| Sant Fruitós de Bages           | Bages             | 418                                  | -19          | -4,35%  | -78        | -15,73%  | 10,29%   |
| Sant Hipòlit de Voltregà        | Osona             | 165                                  | -4           | -2,37%  | -40        | -19,51%  | 10,04%   |
| Sant Iscle de Vallalta          | Maresme           | 92                                   | 2            | 2,22%   | -13        | -12,38%  | 17,83%   |
| Sant Jaume de Frontanyà         | Berguedà          | 0                                    | 0            | 0,00%   | 0          | 0,00%    | nd   |
| Sant Joan de Vilatorrada        | Bages             | 592                                  | -5           | -0,84%  | -114       | -16,15%  | 11,28%   |
| Sant Joan Despí                 | Baix Llobregat    | 1.726                                | 24           | 1,41%   | -306       | -15,06%  | 10,91%   |
| Sant Julià de Cerdanyola        | Berguedà          | 3                                    | 0            | 0,00%   | -2         | -40,00%  | 4,41%  |
| Sant Julià de Vilatorrada       | Osona             | 102                                  | -8           | -7,27%  | -17        | -14,29%  | 7,02%  |
| Sant Just Desvern               | Baix Llobregat    | 579                                  | -19          | -3,18%  | -86        | -12,93%  | 8,11%  |
| Sant Llorenç d'Hortons          | Alt Penedès       | 120                                  | 4            | 3,45%   | -14        | -10,45%  | 11,13%   |
| Sant Llorenç Savall             | Vallès Occidental | 133                                  | 6            | 4,72%   | -11        | -7,64%   | 13,23%   |
| Sant Martí d'Albars             | Osona             | 5                                    | -1           | -16,67% | 0          | 0,00%    | 10,87%   |
| Sant Martí de Centelles         | Osona             | 75                                   | 4            | 5,63%   | -24        | -24,24%  | 15,37%   |
| Sant Martí de Tous              | Anoia             | 41                                   | 1            | 2,50%   | -9         | -18,00%  | 8,22%  |
| Sant Martí Sarroca              | Alt Penedès       | 151                                  | -5           | -3,21%  | -31        | -17,03%  | 11,09%   |
| Sant Martí Sesgueioles          | Anoia             | 14                                   | -3           | -17,65% | -4         | -22,22%  | 10,00%   |
| Sant Mateu de Bages             | Bages             | 21                                   | -1           | -4,55%  | -6         | -22,22%  | 10,24%   |
| Sant Pere de Ribes              | Garraf            | 2.166                                | 23           | 1,07%   | -329       | -13,19%  | 16,00%   |
| Sant Pere de Riudebitlles       | Alt Penedès       | 103                                  | -5           | -4,63%  | -22        | -17,60%  | 9,52%  |
| Sant Pere de Torelló            | Osona             | 109                                  | -3           | -2,68%  | -24        | -18,05%  | 9,85%  |
| Sant Pere de Vilamajor          | Vallès Oriental   | 240                                  | -8           | -3,23%  | -47        | -16,38%  | 11,08%   |
| Sant Pere Sallavinera           | Anoia             | 2                                    | 0            | 0,00%   | -1         | -33,33%  | 3,28%  |
| Sant Pol de Mar                 | Maresme           | 210                                  | 8            | 3,96%   | -34        | -13,93%  | 10,94%   |
| Sant Quintí de Mediona          | Alt Penedès       | 154                                  | -7           | -4,35%  | -17        | -9,94%   | 15,31%   |
| Sant Quirze de Besora           | Osona             | 77                                   | 1            | 1,32%   | -21        | -21,43%  | 8,22%  |
| Sant Quirze del Vallès          | Vallès Occidental | 783                                  | -28          | -3,45%  | -94        | -10,72%  | 8,82%  |
| Sant Quirze Safaja              | Moianès           | 22                                   | 0            | 0,00%   | -1         | -4,35%   | 8,40%  |
| Sant Sadurní d'Anoia            | Alt Penedès       | 515                                  | -18          | -3,38%  | -135       | -20,77%  | 8,41%  |
| Sant Sadurní d'Osormort         | Osona             | 2                                    | 1            | 100,00% | -3         | -60,00%  | 6,90%  |
| Sant Salvador de Guardiola      | Bages             | 167                                  | 0            | 0,00%   | -3         | -1,76%   | 12,54%   |
| Sant Vicenç de Castellet        | Bages             | 681                                  | 3            | 0,44%   | -109       | -13,80%  | 16,96%   |
| Sant Vicenç de Montalt          | Maresme           | 204                                  | -11          | -5,12%  | -39        | -16,05%  | 9,33%  |
| Sant Vicenç de Torelló          | Osona             | 83                                   | -6           | -6,74%  | -18        | -17,82%  | 8,38%  |
| Sant Vicenç dels Horts          | Baix Llobregat    | 2.330                                | -7           | -0,30%  | -312       | -11,81%  | 17,40%   |
| Santa Cecília de Voltregà       | Osona             | 6                                    | -1           | -14,29% | -1         | -14,29%  | 5,61%  |
| Santa Coloma de Cervelló        | Baix Llobregat    | 372                                  | -7           | -1,85%  | -11        | -2,87%   | 10,38%   |
| Santa Coloma de Gramenet        | Barcelonès        | 9.128                                | 37           | 0,41%   | -1.431     | -13,55%  | 15,85%   |
| Santa Eugènia de Berga          | Osona             | 103                                  | -1           | -0,96%  | -11        | -9,65%   | 8,33%  |
| Santa Eulàlia de Riuprimer      | Osona             | 64                                   | 0            | 0,00%   | -4         | -5,88%   | 10,76%   |
| Santa Eulàlia de Ronçana        | Vallès Oriental   | 350                                  | -21          | -5,66%  | -75        | -17,65%  | 11,41%   |
| Santa Fe del Penedès            | Alt Penedès       | 14                                   | -2           | -12,50% | -2         | -12,50%  | 7,73%  |
| Santa Margarida de              | Anoia             | 958                                  | 18           | 1,91%   | -116       | -10,80%  | 20,54%   |



| MUNICIPIS*<br>(ordre alfabètic) | Comarca*          | Nombre<br>d'aturats<br>Setembre 2016 | Variacions   |         |            |         | Taxa d'atur<br>registrar <sup>1</sup><br>Setembre 2016 |
|---------------------------------|-------------------|--------------------------------------|--------------|---------|------------|---------|--|
|                                 |                   |                                      | MES ANTERIOR |         | INTERANUAL |         |  |
|                                 |                   |                                      | Absoluts     | %       | Absoluts   | %       |  |
| Santa Margarida i els           | Alt Penedès       | 474                                  | 13           | 2,82%   | -91        | -16,11% | 14,53%   |
| Santa Maria de Besora           | Osona             | 4                                    | -3           | -42,86% | -1         | -20,00% | 6,06%  |
| Santa Maria de Corcó            | Osona             | 84                                   | -3           | -3,45%  | -21        | -20,00% | 8,73%  |
| Santa Maria de Martorelles      | Vallès Oriental   | 48                                   | -5           | -9,43%  | -3         | -5,88%  | 13,83%   |
| Santa Maria de Merlès           | Berguedà          | 10                                   | 1            | 11,11%  | 7          | 233,33% | 11,11%   |
| Santa Maria de Miralles         | Anoia             | 9                                    | 0            | 0,00%   | 0          | 0,00%   | 18,37%   |
| Santa Maria de                  | Vallès Oriental   | 576                                  | -10          | -1,71%  | -54        | -8,57%  | 14,63%   |
| Santa Maria d'Oló               | Moianès           | 26                                   | 2            | 8,33%   | -14        | -35,00% | 5,45%  |
| Santa Perpètua de Mogoda        | Vallès Occidental | 1.647                                | 39           | 2,43%   | -304       | -15,58% | 13,50%   |
| Santa Susanna                   | Maresme           | 178                                  | 2            | 1,14%   | -7         | -3,78%  | 16,18%   |
| Santpedor                       | Bages             | 337                                  | -2           | -0,59%  | -47        | -12,24% | 9,64%  |
| Sentmenat                       | Vallès Occidental | 459                                  | -37          | -7,46%  | -133       | -22,47% | 11,59%   |
| Seva                            | Osona             | 150                                  | -11          | -6,83%  | -15        | -9,09%  | 10,09%   |
| Sitges                          | Garraf            | 1.100                                | 4            | 0,36%   | -165       | -13,04% | 10,25%   |
| Sobremunt                       | Osona             | 6                                    | 0            | 0,00%   | 6          | #DIV/0! | 18,75%   |
| Sora                            | Osona             | 5                                    | -1           | -16,67% | -4         | -44,44% | 5,38%  |
| Subirats                        | Alt Penedès       | 125                                  | 1            | 0,81%   | -18        | -12,59% | 9,35%  |
| Súria                           | Bages             | 324                                  | -20          | -5,81%  | -58        | -15,18% | 12,61%   |
| Tagamanent                      | Vallès Oriental   | 19                                   | -2           | -9,52%  | 7          | 58,33%  | 14,62%   |
| Talamanca                       | Bages             | 6                                    | -1           | -14,29% | -1         | -14,29% | 15,38%   |
| Taradell                        | Osona             | 286                                  | -16          | -5,30%  | -63        | -18,05% | 9,19%  |
| Tavèrnoles                      | Osona             | 3                                    | -1           | -25,00% | -3         | -50,00% | 1,78%  |
| Tavertet                        | Osona             | 7                                    | -1           | -12,50% | -4         | -36,36% | 14,00%   |
| Teià                            | Maresme           | 222                                  | -5           | -2,20%  | -22        | -9,02%  | 8,36%  |
| Terrassa                        | Vallès Occidental | 16.999                               | -196         | -1,14%  | -2.466     | -12,67% | 16,19%   |
| Tiana                           | Maresme           | 317                                  | -6           | -1,86%  | -51        | -13,86% | 8,68%  |
| Tona                            | Osona             | 436                                  | -2           | -0,46%  | -51        | -10,47% | 10,93%   |
| Tordera                         | Maresme           | 1.258                                | 37           | 3,03%   | -127       | -9,17%  | 17,68%   |
| Torelló                         | Osona             | 853                                  | -24          | -2,74%  | -167       | -16,37% | 12,26%   |
| Torre de Claramunt (La)         | Anoia             | 294                                  | 3            | 1,03%   | -49        | -14,29% | 19,12%   |
| Torrelavit                      | Alt Penedès       | 52                                   | 1            | 1,96%   | 9          | 20,93%  | 8,67%  |
| Torrelles de Foix               | Alt Penedès       | 199                                  | 1            | 0,51%   | -15        | -7,01%  | 21,49%   |
| Torrelles de Llobregat          | Baix Llobregat    | 300                                  | -13          | -4,15%  | -25        | -7,69%  | 11,64%   |
| Ullastrell                      | Vallès Occidental | 82                                   | -9           | -9,89%  | -22        | -21,15% | 9,53%  |
| Vacarisses                      | Vallès Occidental | 422                                  | 5            | 1,20%   | -30        | -6,64%  | 16,90%   |
| Vallbona d'Anoia                | Anoia             | 91                                   | -2           | -2,15%  | -28        | -23,53% | 14,20%   |
| Vallcebre                       | Berguedà          | 10                                   | 1            | 11,11%  | -2         | -16,67% | 13,16%   |
| Vallgorguina                    | Vallès Oriental   | 150                                  | -2           | -1,32%  | -18        | -10,71% | 14,22%   |
| Vallirana                       | Baix Llobregat    | 852                                  | -19          | -2,18%  | -111       | -11,53% | 13,38%   |
| Vallromanes                     | Vallès Oriental   | 89                                   | -5           | -5,32%  | -9         | -9,18%  | 8,52%  |
| Veciana                         | Anoia             | 1                                    | 0            | 0,00%   | -2         | -66,67% | 1,52%  |
| Vic                             | Osona             | 2.991                                | -36          | -1,19%  | -344       | -10,31% | 13,32%   |
| Vilada                          | Berguedà          | 28                                   | -1           | -3,45%  | -8         | -22,22% | 14,81%   |
| Viladecans                      | Baix Llobregat    | 4.298                                | -29          | -0,67%  | -669       | -13,47% | 13,80%   |
| Viladecavalls                   | Vallès Occidental | 451                                  | -11          | -2,38%  | -41        | -8,33%  | 13,12%   |
| Vilafranca del Penedès          | Alt Penedès       | 2.698                                | 4            | 0,15%   | -560       | -17,19% | 14,17%   |
| Vilalba Sasserra                | Vallès Oriental   | 33                                   | -2           | -5,71%  | -4         | -10,81% | 11,66%   |
| Vilanova de Sau                 | Osona             | 10                                   | 1            | 11,11%  | -4         | -28,57% | 8,06%  |
| Vilanova del Camí               | Anoia             | 1.197                                | 22           | 1,87%   | -150       | -11,14% | 19,48%   |
| Vilanova del Vallès             | Vallès Oriental   | 243                                  | 4            | 1,67%   | -42        | -14,74% | 10,95%   |
| Vilanova i la Geltrú            | Garraf            | 4.592                                | 35           | 0,77%   | -818       | -15,12% | 15,21%   |
| Vilassar de Dalt                | Maresme           | 442                                  | -11          | -2,43%  | -64        | -12,65% | 10,85%   |
| Vilassar de Mar                 | Maresme           | 907                                  | -29          | -3,10%  | -174       | -16,10% | 9,82%  |
| Vilobí del Penedès              | Alt Penedès       | 28                                   | -9           | -24,32% | -23        | -45,10% | 5,77%  |
| Viver i Serrateix               | Berguedà          | 7                                    | 0            | 0,00%   | -2         | -22,22% | 7,69%  |

1. A partir de la Taxa d'atur registral del IIT 2016 del Departament d'Empresa i Ocupació.

\* S'exclouen els municipis que no pertanyen a la província de Barcelona

nd: no disponible